



Oct. 3 • 8 p.m. • College Park, Md.
Byrd Stadium (51,802)
Surface: FieldTurf
Live Stats: umterps.com

Television (BTN)

Kevin Kugler..... Play-by-Play
 Matt Millen..... Color Analyst
 Lisa Byington..... Reporter

Radio

Maryland Sports Radio Network

Baltimore flagship 101.9 WLIF-FM; Washington, D.C.,
 flagship ESPN 980 AM; also available on Tuneln
 Johnny Holliday (37th season)..... Play-by-Play
 Tim Strachan (20th season)..... Color Analyst
 Scott McBrien..... Color Analyst

Satellite Radio

Sirius (135), XM (195), SiriusXM (195)

Looking Ahead



Ohio State

Date Saturday, Oct. 10, 2015
 Location Columbus, Ohio
 Stadium Ohio Stadium (104,944)
 Kickoff Noon
 Series Ohio State leads, 1-0
 TV BTN

Coaching Staff

Randy Edsall..... Head Coach
 Mike Locksley (b)..... Offensive Coord./Quarterbacks
 Keith Dudzinski (f)..... Defensive Coord./Inside Linebackers
 Lyndon Johnson (b).... Asst. Head Coach/Outside Linebackers
 John Dunn (b)..... Tight Ends/Recruiting Coordinator
 Keenan McCardell (f)..... Wide Receivers
 Darrell Perkins (b)..... Defensive Backs
 Terry Richardson (f)..... Running Backs
 Greg Studrawa (f)..... Offensive Line
 Chad Wilt (f)..... Defensive Line

Graduate Assistants: Colin Bauer, Cody Catalina, A.J.

Reisig and Brock Sickmiller

Key: Booth (b); Field (f)

MARYLAND TERRAPINS



2-2, 0-0 Big Ten
Head Coach: Randy Edsall
Streak: Lost 1

#22 MICHIGAN WOLVERINES



3-1, 0-0 Big Ten
Head Coach: Jim Harbaugh
Streak: Won 3

WHAT'S INSIDE: Series Notes • Page 3 • Depth Chart • Page 8 • 2015 Statistics • Page 27

OPENING DRIVE

Setting The Stage

The University of Maryland football team welcomes No. 22 Michigan to College Park, Md., for the first time in history as the teams square off in prime time at 8 p.m. on Big Ten Network. It is the first Big Ten Conference game of the season for both teams. Maryland has won five of its last seven conference openers.

By The Numbers

- 1** Maryland earned its first win in history against Michigan last season when it defeated the Wolverines in Ann Arbor, 23-16. The Terps were previously 0-3 all-time before the victory.
- 2** Saturday's game will mark the beginning of the Terrapins' second season as members of the Big Ten Conference. Maryland finished third in the Big Ten East Division in 2014, accumulating a 4-2 record that included wins over Michigan, Penn State and Iowa.
- 3** Reigning Lou Groza Award winner **Brad Craddock** played a key role in the Terps' defeat of Michigan last season, knocking down three field goals in the game. Craddock hit all three field goals in the second quarter from distances of 38, 41 and 21 yards
- 4** For the first time in Maryland history, four different true freshmen have scored touchdowns for the Terrapins (**Ty Johnson, D.J. Moore, Avery Edwards and Jahrviss Davenport**). The group of four has each scored in separate games.
- 7** The Terps have won seven straight regular season games when coming off a loss dating back to the 2013 season.
- 11.5** Sophomore linebacker **Jermaine Carter, Jr.**, currently shares the Big Ten lead with 11.5 tackles/g after a 14-tackle performance at West Virginia. He also leads the conference in solo tackles/g (7.5).

Maryland Schedule

Date	Opponent	Result/Time	TV	Series
Sept. 5	Richmond	W, 50-21	ESPNU	Maryland leads 13-5-1
Sept. 12	Bowling Green	L, 27-48	BTN	Bowling Green leads 1-0
Sept. 19	USF	W, 35-17	ESPNU	Maryland leads 2-0
Sept. 26	@ West Virginia	L, 6-45	FS1	West Virginia leads 28-22-2
Oct. 3	Michigan*	8:00 p.m.	BTN	Michigan leads 3-1
Oct. 10	@ Ohio State*	Noon	BTN	Ohio State leads 1-0
Oct. 24	Penn State*#	TBA	TBA	Penn State leads 35-2-1
Oct. 31	@ Iowa*	TBA	TBA	Maryland leads 1-0
Nov. 7	Wisconsin*	3:30 p.m.	TBA	Wisconsin leads 1-0
Nov. 14	@ Michigan State*	TBA	TBA	Michigan State leads 5-1
Nov. 21	Indiana*	TBA	TBA	Indiana leads 2-1
Nov. 28	@ Rutgers*	TBA	TBA	Series tied 5-5

#M&T Bank Stadium; All times Eastern; *Big Ten game

umterps.com

MarylandPride.com



/marylandterrapins
 @MarylandFootball



@umterps
 @MarylandPride
 @RandyEdsall



/marylandathletics
 /MarylandPrideFB



/marylandterrapins
 /marylandpride

GAME 5: MARYLAND vs. MICHIGAN

MONDAY	TUESDAY	WEDNESDAY	THURSDAY	FRIDAY	SATURDAY	SUNDAY
OFF	<p>Randy Edsall Press Conference - Noon (Press Box)</p> <p>Player Availability - 12:30 p.m. (Press Box)</p> <p>Randy Edsall Big Ten Coaches Teleconference - 1:12 p.m. (Contact Dustin Semonavick for call-in information) Practice (Closed to Media)</p>	<p>Coord. Availability 11:45 a.m./Noon (Press Box)</p> <p>Player Availability - 12:15 p.m. (Press Box)</p> <p>Practice (Closed to Media)</p> <p>Randy Edsall Radio Show - 7 p.m. (Buffalo Wild Wings College Park)</p>	<p>Practice (Closed to Media)</p>	<p>Walk-Thru (Closed to Media)</p>	<p>Game 5 Maryland vs Michigan - 8 pm (BTN)</p>	<p>Randy Edsall Teleconference - 4 p.m. (Contact Dustin Semonavick for phone number and access code)</p> <p>Practice (Closed to Media)</p>

Maryland Media Relations

Dustin Semonavick (Primary)

Assistant AD/Football Communications

Emaildustin@umd.edu
Phone301-314-7065 (O)
.....757-544-8393 (C)

Sean Ellenby (Secondary)

Assistant Director, Athletics Media Relations

Emailsellenby@umd.edu
Phone301-314-8093 (O)
.....410-409-4734 (C)

Zack Bolno

Sr. Associate AD/Strategic Communications & Media Relations

Emailzbolno@umd.edu
Phone.....301-314-1482 (O)

Important Telephone Numbers

Media Relations Office.....301-314-7064
Capital One Field at Byrd Stad. Press Box301-405-7810
Football Office301-314-7095
Media Relations Fax.....301-314-9094

Interviews

Media interviews with all Maryland players and coaches must be arranged through the Maryland Media Relations Department. Contact **Dustin Semonavick**, assistant athletics director/football communications, at dustin@umd.edu or at 301-314-7065 to arrange interviews with head coach Randy Edsall and Maryland players. Members of the media may also contact **Sean Ellenby**, assistant director of media relations, at sellenby@umd.edu or at 301-314-8093 to arrange player interviews.

MEDIA GUIDELINES

Season Practice Policy

Practices, which are normally scheduled for Sunday, Tuesday, Wednesday and Thursday, are closed to the media and public. Friday walk-throughs (home and away) are also closed. Contact Dustin Semonavick for photo and B-roll requests.

Postgame Media Availability

At home, Edsall will address the media in Glazer Auditorium of the Gossett Football Team House. Players will follow Edsall. On the road, Edsall and players will address the media at a designated location. The locker room is closed and interviews are not permitted on the field at the conclusion of any game.

2015 Big Ten Football Coaches Teleconference (Eastern Time)

Pat Fitzgerald, Northwestern	Noon
Jim Harbaugh, Michigan	12:08 p.m.
Paul Chryst, Wisconsin	12:16 p.m.
Mike Riley, Nebraska	12:24 p.m.
Mark Dantonio, Michigan State	12:32 p.m.
Kirk Ferentz, Iowa	12:40 p.m.
Jerry Kill, Minnesota	12:48 p.m.
Kyle Flood, Rutgers	12:56 p.m.
Tim Beckman, Illinois	1:04 p.m.
Randy Edsall, Maryland	1:12 p.m.
Darrell Hazell, Purdue	1:20 p.m.
James Franklin, Penn State	1:28 p.m.
Urban Meyer, Ohio State	1:36 p.m.
Kevin Wilson, Indiana	1:44 p.m.

Parking for Media Availability

Parking will be available on the concourse of Capital One Field at Byrd Stadium. Enter at Gate E, which is located on the North side of Byrd Stadium on Stadium Drive. Turn left and park against the brick walls. The press box in Tyser Tower may be accessed by utilizing elevator 1 on the concourse. The press box is located on the fifth floor.

Credentials

Single-game credential requests should be submitted to Dustin Semonavick (dustin@umd.edu) at least one week prior to the home date. Requests should be submitted at <http://www.sportssystem.com/clients/maryland>. For outlets requesting overnight delivery of credentials, please supply the Maryland Media Relations Department with a FedEx account number.

Social Media

Twitter fan feeds for the athletic department (@umterps), the football program (@MarylandPride) and head coach Randy Edsall (@RandyEdsall) are available. Our Facebook home is located at <http://www.facebook.com/marylandterrapins> along with the football program at <http://www.facebook.com/MarylandPride>. On Instagram, you can follow Maryland athletics (/marylandterrapins) and the football program (/MarylandPride) with content also available on YouTube for the athletics department (/marylandathletics) and the football team (/MarylandPrideFB).

collegepressbox.com

Collegepressbox.com is the official media website for NCAA FBS football. Access and download weekly game notes, quotes, statistics, media guides, headshots, logos and more for each conference and its member schools. Login information will be distributed to accredited media or you can apply for a password by sending an e-mail to: password@collegepressbox.com.

Michigan: AT A GLANCE

2015 SCHEDULE

Sept. 3	at Utah	L, 17-24
Sept. 12	Oregon State	W, 35-7
Sept. 19	UNLV	W, 28-7
Sept. 26	BYU	W, 31-0
Oct. 3	at Maryland *	8 pm
Oct. 10	Northwestern *	3:30 pm
Oct. 17	Michigan State *	TBA
Oct. 31	at Minnesota *	8 pm
Nov. 7	Rutgers *	TBA
Nov. 14	at Indiana *	TBA
Nov. 21	at Penn State *	TBA
Nov. 28	Ohio State *	TBA

STATISTICAL LEADERS

Rushing	No.	Yds.	Avg.	TD
De'Veon Smith	69	331	4.8	4
Ty Isaac	20	170	8.5	1

Passing	C-A-I	Pct.	Yds.	Avg.	TD
Jake Rudock	73-116-5	62.9	766	194.0	4

Receiving	No.	Yds.	Avg.	TD
Amara Darboh	20	242	12.1	2
Jake Butt	15	173	11.5	1
Jehu Chesson	7	65	9.3	0
Ian Butin	4	55	13.8	0

Defense	U-A	Total	Sacks	TFL
Joe Bolden	13-13	26	0.0-0	1.0-1
Desmond Morgan	11-10	21	1.0-8	1.5-8
Jarrold Wilson	10-5	15	0.0-0	0.0-0
Mario Ojemudia	6-8	14	1.5-17	4.5-22

RECORD: 3-1, 0-0 Big Ten

Home: 3-0; Away: 0-1; Neutral: 0-0

- The Wolverines have rattled off three consecutive wins after falling in their season-opener to Utah.
- Michigan has a stifling defense, allowing just 14 points over its last three games.
- Michigan is coached by Jim Harbaugh, who is in his first season at the helm for the Wolverines.

SERIES HISTORY:

Maryland vs. Michigan

Michigan leads, 3-1

Home: 0-0 / Away: 1-3

Neutral: 0-0

First Meeting: Sept. 28, 1985 / Away / L, 0-20

Last Meeting: Nov. 22, 2014/ Away / W, 23-16

Most points scored vs. Michigan:

Home: N/A

Away: 23 (23-16 win on Nov. 22, 2014)

Most points given up vs. Michigan:

Home: N/A

Away: 45 (17-45 loss on Sept. 29, 1990)

Number of Shutouts:

Maryland: 0, Michigan: 1

Largest Margin of Victory:

(7) 23-16 on Nov. 22, 2014

Largest Margin of Defeat:

(28) 17-45 on Sept. 29, 1990

Year	Site		Final
1985	Ann Arbor	L	0-20
1989	Ann Arbor	L	21-41
1990	Ann Arbor	L	17-45
2014	Ann Arbor	W	23-16

MARYLAND-MICHIGAN CONNECTIONS

- The Gilman School produced Michigan junior tight end Henry Poggi and Maryland's senior running back **Kenneth Goins, Jr.** and sophomore fullback **Shane Cockerille**.
- Poggi, the lone Wolverine from the state of Maryland, calls Baltimore home along with seven Terrapins.
- Michigan freshman offensive lineman Jon Runyan and Maryland freshman wide receiver **D.J. Moore** both hail from Philadelphia.
- Wilmington, Del. is home to Michigan sophomore wide receiver Freddy Canteen and sophomore corner back Brandon Watson and Maryland senior offensive lineman **Evan Mulrooney**.
- Michigan graduate student punter Blake O'Neill and Maryland senior placekicker **Brad Craddock** both represent their home country of Australia.
- Michigan has one player from the state of Maryland, while the Terps do not have any players from Michigan.

TALE OF THE TAPE

MD	CATEGORY	MICH
29.5	Scoring Offense	27.8
32.8	Scoring Defense	9.5
196.0	Rushing Offense	202.2
193.2	Passing Offense	194.0
389.2	Total Offense	396.2
200.2	Rushing Defense	82.0
267.0	Passing Defense	121.8
467.2	Total Defense	203.8

LEADERS COMPARISON

CATEGORY	MD	MICH
Touchdowns	3 players (2)	Smith (4)
Passing Yards	Hills (153.0)	Rudock (194.0)
Passing Eff.	Hills(121.4)	Rudock (121.9)
Rushing Yards Avg.	B. Ross (89.5)	Smith (82.8)
Receiving Yards Avg.	L. Jacobs (44.0)	Darboh (60.5)
Receptions	L. Jacobs (15)	Darboh (20)
Tackles	J. Carter (46)	Bolden (26)
Sacks	Ngakoue (5.5)	Hurst (2.0)
Interceptions	S. Davis (2)	Clark (2)
Punting Avg.	Pritchard (40.8)	O'Neill (40.9)
Punt Return Avg.	Likely (28.1)	Peppers (7.2)
Kickoff Return Avg.	Likely (21.7)	Peppers (26.0)
Kicking	Craddock (5/6)	Allen (4/5)

ON THE OFFENSE

On The Offense

TERPS ON THE RUN

- The Maryland rushing attack is averaging 196.0 yards per game, due in large part to its ability to pick up large chunks at a time. Through four games in 2015, the Terps are averaging 5.9 yards per carry.
- Senior **Brandon Ross** passed Billy Lovett to move to 13th on Maryland's all-time rushing list and currently has 1,943 yards.
- Ross totaled 130 rushing yards at West Virginia, turning in his seventh career 100-yard rushing performance.
- Ross is averaging 6.1 yards per carry - a mark that ranks fourth in the Big Ten.

ROWE THROUGH THE AIR

- Redshirt junior quarterback **Caleb Rowe** did not disappoint against USF in his first start since 2013, passing for four touchdowns and 297 yards.
- Rowe's four touchdown passes were a career-high as he became the first Maryland quarterback to accomplish the feat since Danny O'Brien against NC State on Nov. 27, 2010.
- Rowe will start his third game of the season against Michigan Saturday.

YOUTH MOVEMENT

- The Terps have been the beneficiaries of a youth movement at offensive skill positions this season, as four different true freshmen have scored a touchdown: **Avery Edwards, Ty Johnson, D.J. Moore** and **Jahvis Davenport**.
- It is the first time in Maryland history that four true freshmen have scored a touchdown in the same season.
- Edwards has caught a pass in every game and is tied for the team lead with two touchdown receptions.
- Davenport caught his first career pass against West Virginia and took it 46 yards to the end zone for the touchdown.

O-LINE CONSISTENCY

- Maryland features strong consistency on the offensive line, specifically on its flanks with tackles **Michael Dunn** and **Ryan Doyle** and guard **Andrew Zeller**. The trio has combined 84 starts over their careers along the offensive line.
- Dunn, a former walk-on, leads the offense with 30 consecutive starts after starting every game since the start of the 2013 season.

By The Numbers

1

Maryland true freshman **Jahvis Davenport** made the most of his first career catch, taking it 46 yards for a touchdown. It was the second-longest touchdown reception of the season for the Terps.

2

The Maryland defense ranks second in the Big Ten, allowing an average of 0.75 sacks/g (3 total). The Terps had not allowed a sack through three games before **Caleb Rowe** was sacked in the first quarter at West Virginia.

3

The Maryland players have received at least one catch in all four games this season: **Avery Edwards, Amba Etta-Tawo** and **Levern Jacobs**. Jacobs leads the way with 15 catches, 176 yards and two touchdowns.

4

Four different true freshmen have scored a touchdown for the Terrapins this season - a program record (Edwards, Davenport, Moore, Johnson). The last time the team had three true freshmen score a touchdown was 2011.

6.1

Running back **Brandon Ross** ranks fourth in the Big Ten averaging 6.1 yards per carry. The mark received a major bump after he averaged 8.7 yards per carry against the Mountaineers, including runs of 55 and 36 yards.

7

Senior running back **Brandon Ross** tabbed his seventh career 100-yard rushing game at West Virginia, moving into a tie for seventh in program history with Louis Carter (1972-74). Another 100-yard game would move him into a tie with Da'Rel Scott (2007-10).

13

Senior running back **Brandon Ross** moved into 13th on the Maryland all-time rushing list with his 130-yard game at West Virginia, passing Billy Lovett (1966-68). He now has 1,943 career yards and needs 57 yards to become the 12th Terp to reach 2,000 yards.

129

Brandon Ross ran for 129 yards in the first half against West Virginia last Saturday. It was the most for a Terrapin in the first half since Josh Allen had 154 yards on Nov. 13, 2003 against Virginia.

308.5

Maryland's offensive linemen weigh an average of 308.5 pounds. The number ranks first in the Big Ten East Division and second overall behind Wisconsin (310.1).

ON THE DEFENSE/SPECIAL TEAMS

By The Numbers

- 2

Junior cornerback **William Likely** forced a career-high two fumbles at West Virginia. His most impressive play came on kick return coverage at the start of the second half, when he caused return man KJ Dillon to cough up the football and give possession to the Terps.
- 3

Senior cornerback **Sean Davis** has been a ball hawk in 2015, forcing a fumble in three of the first four games to lead the country. He also intercepted a pair of passes against USF, becoming the first Terps to post two INTs in a game since Dexter McDougle against UConn on Sept. 14, 2013.
- 4.3

Maryland ranks second in the nation with 4.3 sacks/g, totaling 17 through its first four games. The Terps followed up their season-high six-sack performance against USF with 3.0 sacks at West Virginia.
- 5.5

Junior defensive end **Yannick Ngakoue** continues to be a force of will in the opposing team's backfield, notching another sack against West Virginia. He now has 5.5 sacks on the season (1.4/g), which ranks third in the Big Ten and seventh nationally.
- 6

The Terps have forced six fumbles through their first four games, with five coming from two players: **Sean Davis** (3) and **William Likely** (2). Additionally, Maryland has totaled four forced fumbles over its last two games.
- 11.5

Sophomore linebacker **Jermaine Carter, Jr.**, had a career-high 14 tackles at West Virginia, moving him into a tie for the Big Ten lead in tackles (11.5/g). He also leads the Big Ten in solo tackles/g with 7.5.
- 16

Senior Anthony Nixon notched his first interception of the season against West Virginia, returning the ball 16 yards. It was Nixon's first interception since picking off the James Madison quarterback in the 2014 season-opener.
- 23.0

The Maryland defense has totaled 23.0 tackles for loss over its last two games, posting 11.0 against USF followed by 8.0 at West Virginia.
- 28.1

Junior return specialist **William Likely** has returned 12 punts for a total of 337 yards (28.1 yards/return), a mark that ranks second in the nation. He also leads the country with two punt returns for touchdowns, scoring against both Richmond and Bowling Green.

On The Defense/Special Teams

GETTING TO THE QB

- The Maryland defense has racked up 17.0 sacks through its first four games, ranking second in the nation behind Penn State.
- The Terps totaled 6.0 sacks against USF - the most since notching 7.0 against Virginia Tech on Nov. 17, 2013.
- Junior defensive end **Yannick Ngakoue** is seventh nationally and third in the Big Ten with 1.4 sacks/g, posting 5.5 so far on the season.
- Ngakoue totaled three of his sacks against Bowling Green - a career-high.

TACKLE MACHINES

- Sophomore linebacker **Jermaine Carter, Jr.**, and senior cornerback **Sean Davis** are the best tackling duo in the Big Ten Conference, combining for 81 tackles through four games.
- Carter shares the conference lead in tackles/g (11.5) with Riley Bullough of Michigan State. Carter was bolstered by a 14-tackle performance last week at West Virginia.
- Carter also leads the Big Ten with 7.5 solo stops per game.
- Davis is third in the Big Ten with 6.5 solo tackles per game.

EXPERIENCED SECONDARY

- Maryland's secondary has tremendous experience, featuring five players that have combined for 110 career starts: **Sean Davis, A.J. Hendy, Alvin Hill, William Likely** and **Anthony Nixon**.
- **William Likely** ranks seventh in the Big Ten with 1.3 pass breakups/game.
- **Sean Davis** leads the nation with three forced fumbles, having posted one in three of the first four games this season. He also intercepted two passes against USF.

IT'S GOOD

- Reigning Lou Groza Award winner **Brad Craddock** has made 5-of-6 field goal attempts this season.

Highest Field Goal Pct. - Maryland Career

No.	Name (Years)	Pct.
1.	Brad Craddock (2012-Pres.)	.817 (54 of 66)
2.	Joe O'Donnell (1994-96)	.778 (28 of 36)
3.	Nick Novak (2001-04)	.748 (80 of 107)
4.	Dan Plocki (1985-88)	.746 (47 of 63)
5.	Dan DeArmas (1988-1991)	.744 (32 of 43)



A Likely Story

After standout freshman and sophomore seasons in College Park, many wondered what junior cornerback and return specialist **William Likely** would do for an encore as a junior in 2015. He quickly answered, gobbling up a Big Ten record 233 punt return yards in the season-opener against Richmond before running back his second punt return for a touchdown in as many weeks against Bowling Green. Likely has 337 punt return yards through four games, placing him sixth on the program's single-season chart. He was named Big Ten Specialist of the Week for his efforts against Richmond, and has twice been named to the Paul Hornung Honor Roll (Week 1, Week 3).

Likely's Maryland records:

- Single-game punt return yards (233 vs. Richmond, 9/5/15) - also a Big Ten record
- Single-season interception return yards (170 - 2014)
- Single-season interceptions returned for TD (2 - 2014)
- Single-game kickoff return yards (228 vs. Michigan State, 11/15/14)
- Co-single-season yards per kick return (31.0, 2014)
- Co-longest kickoff return (100 yds vs. Stanford, 12/30/14)
- Career yards per kickoff return (27.0, 2013-pres.)
- Career yards per punt return (16.0), 2013-pres.)

In Maryland History...

Kickoff Returns

Kickoff Return Yards - Career	
1. Torrey Smith, 2008-10	2893
2. Keeta Covington, 1983-86	1520
3. Larry Marshall, 1969-71	1507
4. Stefon Diggs, 2012-14	1472
5. William Likely, 2013-pres.	1377

Kickoff Return Yards - Game	
1. William Likely vs. Mich. State, 2014	228
2. Torrey Smith vs. NC State, 2009	204
3. Torrey Smith vs. Wake Forest, 2009	194
4. Torrey Smith vs. California, 2009	187
5. Allen Williams vs. Penn State, 1993	182

Kickoff Return Yard Avg. - Season	
1. William Likely (So.), 2014	31.00
John Schultz (Sr.), 1975	31.00
3. Stefon Diggs (Fr.), 2012	28.52
4. Josh Wilson (Sr.), 2006	27.30
5. Lewis Sanders (Jr.), 1999	26.78

Yards per Kickoff Return - Career	
1. William Likely, 2013-pres.	27.00
2. Tom Brown, 1960-62	26.24
3. Stefon Diggs, 2012-14	25.82
4. Tom Quander, 1981-82	25.50
5. Bob Shemonski, 1949-51	24.81

Punt Returns

Punt Returns for TD - Career	
1. Steve Suter, 2001-04	6
2. William Likely, 2013-pres.	4
3. Bob Smith, 1972-74	3
4. Tony Logan, 2008-11	2
Jermaine Lewis, 1992-95	2
Ronnie Waller, 1951-54	2

Punt Return Yards - Single Game	
1. William Likely vs. Richmond, 9/5/2015	233
2. Bob Shemonski vs. NC State, 10/21/1950	146
3. Steve Suter vs. West Virginia, 10/5/2002	142
4. Tony Logan vs. FIU, 9/25/2010	135
5. Tony Logan vs. Morgan State, 9/11/2010	128

Interceptions

Interception Return Yards - Season	
1. William Likely (So.), 2014	170
2. Alex Wujciak (Jr.), 2009	152
3. Joe Horning (Fr.), 1951	147
4. Frank Tamburello (So.), 1954	140
5. Cliff Crosby (Sr.), 1998	133

Interception Returns for TD - Career	
1. William Likely, 2013-pres.	2
A.J. Hendy, 2011-pres.	2
Tied with five others, including Domonique Foxworth (2001-04)	

Preseason Honors

Brad Craddock, K

Lou Groza Award Watch List	
Second Team All-American	Sports Illustrated
Second Team All-American	Athlon Sports
Second Team All-American	Phil Steele
Second Team All-American	Sporting News
First Team All-Big Ten	ESPN
First Team All-Big Ten	Phil Steele
First Team All-Big Ten	Athlon Sports

Sean Davis, CB

Second Team All-Big Ten Defense	Phil Steele
---------------------------------	-------------

William Likely, DB

Nagurski Trophy Watch List	
Bednarik Award Watch List	
Hornung Award Watch List	
Thorpe Award Watch List	
Third Team All-American Defense	Athlon Sports
First Team All-Big Ten Defense	Phil Steele
First Team All-Big Ten Defense	Athlon Sports
First Team All-Big Ten Defense	ESPN
Third Team All-Big Ten KR	Phil Steele
Third Team All-Big Ten PR	Athlon Sports
Fourth Team All-Big Ten PR	Phil Steele
Fourth Team All-Big Ten KR	Athlon Sports

Yannick Ngakoue, LB

Butkus Award Watch List	
Second Team All-Big Ten Defense	Athlon Sports
Fourth Team All-Big Ten Defense	Phil Steele

Andrew Zeller, OL

Fourth Team All-Big Ten Offense	Phil Steele
---------------------------------	-------------

2015 SCORING DRIVES

Maryland 2015 Scoring Drives

Opp.	Plays	Yards	TOP	Result	Qrt.	Time	Scoring Play	QB
RICH	8	38	2:54	FG	1	12:06	Craddock 34 yd FG	Hills
RICH	4	23	1:49	TD	1	6:14	L. Jacobs 23 yd rec	Hills
RICH	9	47	3:06	FG	2	12:34	Craddock 31 yd FG	Hills
RICH	12	63	6:25	FG	2	4:10	Craddock 30 yd FG	Hills
RICH	4	46	0:54	TD	2	1:00	Culmer 37 yd rec	Hills
RICH	4	64	1:41	TD	3	12:12	B. Ross 21 yd run	Hills
RICH	10	57	4:30	TD	4	12:55	Brown 1 yd run	Hills
RICH	0	0	0:00	TD	4	10:30	Likely 67 yd punt return	-
RICH	6	40	2:18	TD	4	3:04	Johnson 2 yd run	Rowe
BG	8	52	2:15	FG	1	12:45	Craddock 41 yd FG	Hills
BG	0	0	0:00	TD	1	0:00	Likely 85 yd punt return	-
BG	7	47	4:07	FG	2	7:52	Craddock 23 yd FG	Hills
BG	3	47	1:22	TD	3	10:47	D.J. Moore 42 yd rec	Hills
BG	8	75	1:57	TD	4	12:30	L. Jacobs 22 yd rec	Hills
USF	8	59	3:51	TD	1	8:44	Goins 1 yd rec	Rowe
USF	3	71	0:44	TD	1	0:00	T. Jacobs 70 yd rec	Rowe
USF	5	66	0:42	TD	2	0:10	B. Ross 4 yd run	Rowe
USF	5	37	1:36	TD	3	13:15	Edwards 12 yd rec	Rowe
USF	3	17	0:39	TD	4	10:06	Edwards 22 yd rec	Rowe
WVU	3	75	1:03	TD	4	11:45	Davenport 46 yd rec	Garman

2015 Game Honors

Game Captains

Opp.	Offense	Defense	Special Teams
RICH	R. Doyle	W. Likely	B. Craddock
BG	B. Ross	A. Nixon	J. Carter
USF	E. Mulrooney	A. Nixon	A.J. Hendy
WVU	M. Dunn	W. Likely	B. Craddock

Game Balls

Opp.	Offense	Defense	Special Teams
RICH	B. Ross	J. Carter	W. Likely
USF	T. Jacobs	R. Braglio	T. Johnson

Flag Bearers

Opp.	American	Maryland
RICH	Q. Jefferson	M. Dunn
BG	R. Doyle	W. Brown
USF	A. Thompson	T. Johnson
WVU	A. Etta-Tawo	J. Carter

Scout Team Players of the Week

Opp.	Offense	Defense	Special Teams
RICH	Z. Morton	M. Collins	M. Smith
BG	G. Shaffer	M. Keihn	M. Barry-Pollock
USF	J. Dulaney	J. Woods	G. Little
WVU	J. Bekoue	N. Egbuaba	M. Gillespie

DEPTH CHART

(as of September 28, 2015)

OFFENSE

WR	1	D.J. Moore	5-11	205	Fr.-HS
	84	Amba Etta-Tawo	6-1	200	Jr.-2V
WR	8	Levern Jacobs	5-11	188	RJr.-2V
	13	DeAndre Lane	5-7	175	Jr.-SQ
WR	12	Taivon Jacobs	5-9	160	So.-SQ
	83	Malcolm Culmer	5-11	185	Jr.-2V
TE	48	Derrick Hayward	6-5	240	So.-1V
	88	P.J. Gallo	6-2	250	Jr.-2V
T	76	Michael Dunn	6-5	300	Jr.-2V
	77	Will McClain	6-5	305	Fr.-HS
G	55	Ryan Doyle	6-4	307	Sr.-2V
	60	Stephen Grommer	6-4	309	Sr.-SQ
C	50	Evan Mulrooney	6-3	300	Sr.-2V
	64	Brendan Moore	6-3	295	RFr.-RS
G	66	Andrew Zeller	6-5	316	Sr.-3V
	79	Maurice Shelton	6-3	304	Jr.-SQ
T	58	Damian Prince	6-3	328	RFr.-RS
	75	Derwin Gray	6-5	328	RFr.-RS
RB	45	Brandon Ross	5-10	210	Sr.-3V
	5	Wes Brown	6-0	210	Jr.-1V
FB	30	Kenneth Goins, Jr.	5-9	233	Jr.-2V
	2 (d)	Shane Cockerille	6-2	235	So.-RS
QB	7 (d)	Caleb Rowe	6-3	220	R Jr.-2V
	18	Daxx Garman	6-1	205	Sr.-TR

SPECIALISTS

K	15	Brad Craddock	6-1	195	Sr.-3V
	3 (d)	Adam Greene	5-11	185	So.-RS
P	95 (d)	Nicolas Pritchard	5-10	220	Fr.-HS
	38 (d)	Lee Shrader	6-1	215	RFr.-RS
LS	56 (d)	Nate Adams	6-1	216	So.-1V
	59 (d)	Christian Carpenter	5-11	217	Jr.-2V
H	7 (d)	Caleb Rowe	6-3	220	R Jr.-2V
	95 (d)	Nicolas Pritchard	5-10	220	Fr.-HS

DEFENSE

END	90	Roman Braglio	6-2	265	Jr.-2V
	41	Jesse Aniebonam	6-4	248	So.-1V
DT	67	David Shaw	6-4	307	So.-1V
	95 (d)	Azubuike Ukandu	6-0	306	Jr.-SQ
DT	99	Quinton Jefferson	6-3	289	RJr.-2V
	57	Kingsley Opara	6-3	305	So.-SQ
END	7 (d)	Yannick Ngakoue	6-2	255	Jr.-2V
	96	Brent Kulka	6-4	256	Fr.-RS
SAM	43	Jalen Brooks	6-1	232	So.-1V
	37	Avery Thompson	6-2	228	Sr.-3V
MIKE	23	Jermaine Carter, Jr.	6-0	240	So.-1V
	9	Tyler Burke	6-3	245	Fr.-RS
WILL	34	Jefferson Ashiru	6-1	235	Sr.-TR
	38 (d)	Brett Zanotto	5-10	220	Fr.-HS
CB	4 (d)	William Likely	5-7	175	Jr.-2V
	26	Darnell Savage, Jr.	5-10	192	Fr.-HS
S	19	A.J. Hendy	6-0	208	RSr.-3V
	27	Alvin Hill	5-11	200	Sr.-2V
S	20	Anthony Nixon	6-1	205	Sr.-3V
	11 (d)	Denzel Conyers	6-3	212	Jr.-RS
CB	21	Sean Davis	6-1	202	Sr.-3V
	32	Jarrett Ross	5-9	205	Jr.-2V

PR	4 (d)	William Likely	5-7	175	Jr.-2V
	13	DeAndre Lane	5-7	175	Jr.-SQ
KR	4 (d)	William Likely	5-7	175	Jr.-2V
	12	Taivon Jacobs	5-9	165	So.-SQ

CAREER START CHART

OFFENSE

Player	'12	'13	'14	'15	Streak	Career
Brown	2	-	3	0	-	5
Cockerille	-	-	0	1	-	1
Culmer	-	4	0	1	-	5
Doyle	0	13	10	4	4	27
Dunn	-	13	13	4	30	30
Etta-Tawo	-	6	6	2	-	14
Gallo	-	0	2	1	-	3
Goins	-	4	4	1	-	9
Hayward	-	-	2	2	-	4
Hills	7	-	0	2	-	9
Isaacs	-	1	3	0	-	4
Jacobs, L.	2	4	-	3	1	9
Jacobs, T.	-	-	1	2	2	3
Minter	-	-	0	3	3	3
Moore	-	-	-	2	2	2
Mulrooney	5	-	-	4	4	9
Prince	-	-	-	1	1	1
Ross, B.	5	12	9	4	4	30
Rowe	1	2	0	2	2	5
Zeller	3	4	13	4	21	24

DEFENSE

Player	'12	'13	'14	'15	Streak	Career
Aniebonam	-	-	0	1	-	1
Ashiru	1*	10*	8*	4	4	23
Braglio	-	1	1	3	2	5
Brooks	-	-	4	4	8	8
Carter, J.	-	-	0	4	4	4
S. Davis	2	13	13	4	30	32
Hendy	3-0	3	-	4	4	10
Hill	1	2	4	0	-	7
Jefferson	0	13	3	4	4	20
Likely	-	11	13	4	27	28
Logan	-	3	0	-	-	3
Ngakoue	-	0	11	4	5	15
Nixon	5	11	13	4	21	33
Shaw	-	-	1	4	4	5

SPECIAL TEAMS


Player	'12	'13	'14	'15	Streak	Career
Adams	-	-	5	4	4	9
Carpenter	3	8	0	-	-	11
Craddock	12	13	13	4	42	42

*at UConn


PROJECTED STARTERS: OFFENSE

WR
1**D.J. MOORE • 5-11 • 205 • FR.-HS**


- Scored first career touchdown against Bowling Green; made first start vs. USF.
- Has caught six passes for 112 yards.
- Averaging 18.7 yards per reception.

WR
8**LEVERN JACOBS • 5-11 • 188 • RJR.-2V**


- Leads team in receptions (15) and yards (176), and tied for team lead in TDs (2).
- Hauled in eight passes for 107 yards vs. USF - 3rd career 100-yard performance.
- Caught three passes for 32 yards and a TD vs. Bowling Green (9/12).

WR
12**TAIVON JACOBS • 5-9 • 165 • SO.-SQ**


- Caught first career touchdown against USF - a 70-yard strike from Caleb Rowe.
- Has five catches for 113 yards this season. Averaging 22.6 yards per catch.
- Younger brother of fellow wide receiver Levern Jacobs.

TE
48**DERRICK HAYWARD • 6-5 • 240 • SO.-1V**


- Has 15 career appearances with four starts.
- Tallied one catch for six yards at West Virginia.
- Caught one pass for four yards vs. Richmond.

T
76**MICHAEL DUNN • 6-5 • 300 • JR.-2V**


- Leads offense with 29 consecutive starts - three straight at left tackle.
- Started first 10 games of 2014 at left tackle, before moving to right tackle for final three.
- Earned a scholarship after joining the team out of high school as a preferred walk-on.

G
55**RYAN DOYLE • 6-4 • 307 • SR.-2V**


- Started 27 games for Maryland in career.
- Started first three games of season at RT, before moving to LG at West Virginia.
- Father, Mike, has coached collegiately throughout the country, including at Iowa State.

C
50**EVAN MULROONEY • 6-3 • 300 • SR.-2V**

- Has made nine career starts at center.
- Has 189 career appearances for the Terrapins.
- Vice President of Maryland's chapter for Uplifting Athletes.

G
66**ANDREW ZELLER • 6-4 • 300 • SR.-3V**

- Has started 21 straight games at right guard, with 24 career starts overall.
- President of Maryland's chapter for Uplifting Athletes.

T
58**DAMIAN PRINCE • 6-3 • 328 • R FR.-RS**


- Made first career start at West Virginia (9/26).
- Helped Brandon Ross rush for 130 yards at West Virginia.
- Listed as a 5-star recruit out of high school and an all-american by many publications.

RB
45**BRANDON ROSS • 5-10 • 210 • SR.-3V**

- Has appeared in 35 games (30 starts) over career.
- His 1,943 career rushing yards rank 13th all-time in Maryland history.
- Has two 100-yard performances this season, and seven in his career.

FB
30**KENNETH GOINS • 5-9 • 233 • JR.-2V**

- Appeared in all 29 games since 2013. Strong, physical runner and blocker.
- Caught a 1-yard touchdown pass against USF.
- Has made 10 career starts.

QB
7**CALEB ROWE • 6-3 • 220 • R JR.-2V**

- Has appeared in 17 games, making seven starts.
- Threw for career-high four touchdown passes against USF, including 297 passing yards.
- Has thrown 16 touchdown passes in career.

NOTABLES

TE
82**AVERY EDWARDS • FR.**

- Caught first and second career TDs against USF.
- Tied for team lead with two touchdowns.

WR
84**AMBA ETTA-TAWO • JR.**

- Second on team in catches (10).
- Had five catches for 49 yards against Bowling Green (9/12/15).

QB
18**DAXX GARMAN • SR.**

- Made Maryland debut at WVU, throwing a 46-yard touchdown pass.
- Started eight games at Oklahoma State in 2014.
- Threw for 2,041 yards and 12 TDs in 2014.

RB
5**WES BROWN • JR.**

- Has 143 yards, averaging 5.5 yards/carry.
- Has appeared in 24 games with five starts.

PROJECTED STARTERS: DEFENSE


END
90



ROMAN BRAGLIO • 6-2 • 265 • JR.-2V

- Has 27 career appearances with five starts.
- Posted career-highs in tackles (7), TFLs (2.5) and sacks (2.0) vs. USF.
- Had a career-high five tackles (4 solo) vs. Bowling Green (9/12).

DT
67



DAVID SHAW • 6-4 • 307 • SO.-1V

- Has 11 career appearances with five starts.
- Totaled career-high three tackles at West Virginia (9/26).

DT
99



QUINTON JEFFERSON • 6-3 • 289 • R JR.-2V

- Has made 30 appearances with 20 starts.
- Eighth in Big Ten with 0.88 sacks/g.
- Has 3.5 sacks in three games.

END
7



YANNICK NGAKOUÉ • 6-2 • 255 • JR.-2V

- Has made 29 appearances with 14 starts. Honorable Mention All-Big Ten in 2014.
- Ranks fifth nationally and second in the Big Ten with 1.5 sacks/g, totaling 5.5.
- Had career-high 3.0 sacks vs. Bowling Green (9/12).

SAM
43



JALEN BROOKS • 6-1 • 232 • SO.-1V

- Had a career-high 10 tackles (9 solo) at West Virginia (9/26).
- Grabbed first career interception against Bowling Green (9/12).
- A 2014 Academic All-Big Ten selection - turned down Yale and Harvard for Maryland.

MIKE
23



JERMAINE CARTER • 6-0 • 240 • SO.-1V

- Shares Big Ten lead with 11.5 tackles/game and leads conference in solo tackles/g (7.5).
- Posted career-high 14 tackles at West Virginia (9/26).
- Had 13 tackles vs. Bowling Green (9/12).

WILL
34



JEFFERSON ASHIRU • 6-1 • 235 • SR.-TR

- Has 34 career collegiate appearances, with 23 career starts.
- Posted nine tackles vs. USF (9/19) - a personal-best at Maryland.
- Transfer from UConn - originally recruited to UConn by Randy Edsall.

CB
4



WILLIAM LIKELY • 5-7 • 175 • JR.-2V

- Has at least a share of eight Maryland records - two defensive, six special teams.
- Forced two fumbles at West Virginia (9/26).
- Twice named to Paul Hornung Honor Roll (Most Versatile Player): Week 1, Week 3

S
19



A.J. HENDY • 6-0 • 208 • R SR.-3V

- Made season-high 10 tackles at West Virginia (9/26).
- Had nine tackles vs. Bowling Green (9/12).
- Has returned two interceptions for TD in his career - tied for Maryland record.

S
20



ANTHONY NIXON • 6-1 • 205 • SR.-3V

- Leads entire team with 33 career starts - has started 21 consecutive at safety.
- Had eight tackles and an interception at West Virginia (9/26).
- Posted nine tackles vs. Bowling Green (9/12).

CB
21



SEAN DAVIS • 6-1 • 202 • SR.-3V

- Ranks third in Big Ten with 6.5 solo tackles/g.
- Notched two interceptions against USF (9/19).
- Had 14 tackles (12 solo) vs. Bowling Green (9/12).
- Has forced a fumble in three of first four game - leads nation.

NOTABLES

DE
41



JESSE ANIEBOM • SO.

- Posted a sack against USF (9/19).
- Made first career start vs. Bowling Green (9/12).
- Had career-high five tackles vs. BG (9/12).


CB
27



ALVIN HILL • SR.

- Has 26 career appearances with seven starts.
- Had career-high eight tackles (7 solo) vs. Bowling Green (9/12).

SAM
37



AVERY THOMPSON • SR.

- Has 40 career appearances, primarily on special teams.
- Had three tackles and a pass breakup at West Virginia (9/26).

SPECIAL TEAMS

K
15



**BRAD CRADDOCK
6-0 • 195 • JR.-2V**

- 2014 Lou Groza Award winner and All-American.
- Holds at least a share of four Maryland place kicking records.

P
95



**NICOLAS PRITCHARD
5-10 • 220 • FR.-HS**

- True freshman punter.
- Averaged 42.2 yards on five punts vs. Bowling Green.

KR
4



**WILLIAM LIKELY
5-7 • 175 • JR.-2V**

- Maryland all-time leader with 27.0 yards per kickoff return.
- Has seven returns for 152 yards (21.7/r) in 2015.

KR
12



**TAIVON JACOBS
5-9 • 160 • R FR.-RS**

- Explosive and speedy.
- A track star in high school.

PR
4



**WILLIAM LIKELY
5-7 • 175 • Jr.-2V**

- Has four career punt returns for TDs.
- Averaging 16.0 yards/return in career.
- Has 337 yards in 2015.

OFFENSIVE PLAYER STATS WITH CAREER HIGHS

RB - WES BROWN - 5 - Jr.

- Caught three passes for 26 yards and rushing three times for 13 yards vs. WVU (9/26).
- Posted 53 yards on nine carries vs. Bowling Green (9/12).
- Ran for 74 yards and a touchdown vs. Richmond (9/5).
- Has a touchdown in seven of last 10 games.

BROWN'S CAREER STATS

RECEIVING

YR.	G-GS	REC	YDS	AVG	TD	LP	AVG/G
2012	8-2	5	14	2.8	0	7	1.8
2014	12-3	21	198	9.4	0	38	16.5
2015	4-0	6	51	8.5	0	24	12.8
Totals	24-5	32	263	8.2	0	38	11.0

RUSHING

YR.	G-GS	ATT	GAIN	LOST	NET	AVG	TD	LP	AVG/G
2012	8-2	90	399	17	382	4.2	2	22	47.8
2014	12-3	103	388	32	356	3.5	6	33	29.7
2015	4-0	26	147	4	143	5.4	1	17	35.8
Totals	23-5	219	934	53	881	4.0	9	33	36.7

BROWN'S CAREER HIGHS

Yards	121 (vs. NC State, 10/20/12)
Rushes	25 (vs. NC State, 10/20/12)
Rushing Touchdowns	2 (vs. Iowa, 10/18/14)
Long Rush	33 yards (vs. James Madison, 8/30/14)
Receiving Yards	50 (at Indiana, 9/27/14)
Receptions	4 (Michigan State, 11/15/14)

WR - MALCOLM CULMER - 83 - Jr.

- Had career-high four catches for 26 yards vs. Bowling Green (9/12).
- Scored first career touchdown with 37-yd grab vs. Richmond (9/5).

CULMER'S CAREER STATS

RECEIVING

YR.	G-GS	REC	YDS	AVG	TD	LP	AVG/G
2013	12-4	5	59	11.8	0	26	4.9
2014	9-0	1	5	5.0	0	5	0.7
2015	4-1	5	63	12.6	1	37	21.0
Totals	24-5	11	127	11.5	1	37	5.3

CULMER'S CAREER HIGHS

Receptions	4 (vs. Bowling Green, 9/12/15)
Receiving Yards	37 (vs. Richmond, 9/5/15)
Long Reception	37 (vs. Richmond, 9/5/15)
Touchdowns	1 (vs. Richmond, 9/5/15)

TE - AVERY EDWARDS - 82 - Fr.

- Tied for team lead with two touchdown catches.
- Led team with three catches and 33 yards at West Virginia (9/26).
- Caught first two collegiate touchdowns against USF (9/19), and totaled three catches for 26 yards.
- Had one grab for eight yards against Bowling Green (9/12).
- Caught two passes for 12 yards in collegiate debut vs. Richmond (9/5).
- Spent 2014 season at IMG Academy in Bradenton, Fla.

EDWARDS' CAREER STATS

RECEIVING

YR.	G-GS	REC	YDS	AVG	TD	LP	AVG/G
2015	4-0	9	89	9.9	2	24	22.2
Totals	4-0	9	89	9.9	2	24	22.2

EDWARDS' CAREER HIGHS

Receptions	3 (2x, last at West Virginia, 9/26/15)
Receiving Yards	36 (vs. USF, 9/19/15)
Long Reception	24 (at West Virginia, 9/26/15)
Touchdowns	2 (vs. USF (9/19/15)

WR - AMBA ETTA-TAWO - 84 - Jr.

- Posted two catches for 18 yards at West Virginia (9/26).
- Caught one pass for nine yards against USF (9/19).
- Had five catches for 49 yards vs. Bowling Green (9/12).
- Caught two passes for 21 yards vs. Richmond (9/5).
- Averaged team-high 22.2 yards/catch in 2014.

ETTA-TAWO'S CAREER STATS

RECEIVING

YR.	G-GS	REC	YDS	AVG	TD	LP	AVG/G
2013	12-6	31	500	16.1	2	44	41.7
2014	13-6	10	222	22.2	1	71	17.1
2015	4-2	10	97	9.7	0	19	24.2
Totals	29-15	51	819	16.1	3	71	28.2

ETTA-TAWO'S CAREER HIGHS

Receptions	6 (2x: last vs. Syracuse, 11/9/13)
Receiving Yards	109 (vs. Syracuse, 11/9/13)
Receiving Touchdowns	1 (3x: last vs. Rutgers, 11/29/14)
Long Reception	71 yards (vs. Rutgers, 11/29/14)

QB - DAXX GARMAN - 18 - Sr.

- Made Maryland debut in third quarter against West Virginia (9/26), throwing a 46-yard touchdown pass to Jhrvis Davenport.
- Transfer from Oklahoma State who started eight games in 2014.
- Totaled 2,041 pass yards and 12 touchdowns as a junior.
- Threw for four touchdowns and 370 yards in win over Texas Tech on 9/25/14.

GARMAN'S CAREER STATS

PASSING

YR.	G-GS	COM	ATT	INT	YDS	TD	LG	PCT
2014 ^{OSU}	9-8	152	277	12	2041	12	87	122.4
2015	1-0	4	9	1	86	1	46	139.2
Totals	10-8	155	286	13	2127	13	87	122.4

GARMAN'S CAREER HIGHS

Passing Yards	370 (vs. Texas Tech, 9/25/14)
Completions	26 (vs. Iowa State, 10/4/14)
Passing Touchdowns	4 (vs. Texas Tech, 9/25/14)
Long Completion	87 yards (vs. Missouri State, 9/6/14)

RB - KENNETH GOINS - 30 - Jr.

- Caught first touchdown of 2015 on one-yard pass against USF (9/19).

GOINS'S CAREER STATS

RECEIVING

YR.	G-GS	REC	YDS	AVG	TD	LP	AVG/G
2013	13-4	4	49	12.2	1	17	3.8
2014	13-4	7	54	7.7	1	17	4.2
2015	3-1	1	1	1.0	1	1	0.3
Totals	29-9	12	104	8.7	3	17	3.6

RUSHING

YR.	G-GS	ATT	GAIN	LOST	NET	AVG	TD	LP	AVG/G
2013	13-4	9	48	0	48	5.3	0	10	3.7
2014	13-4	14	67	5	62	4.4	0	16	4.8
2015	2-1	0	0	0	0	0.0	0	0	0.0
Totals	28-9	23	115	5	110	4.8	0	16	4.1

GOINS' CAREER HIGHS RUSHING

Yards	31 (vs. James Madison, 8/30/14)
Long Rush	16 yards (vs. James Madison, 8/30/14)
Receiving Yards	17 (vs. Old Dominion, 9/7/13)
Touchdowns	1 (3x: last vs USF (9/19/15))

QB - PERRY HILLS - 11 - Jr.

- Has appeared in 12 career games with nine starts.
- Completed 15 passes for 168 yards and two TDs against Bowling Green (9/12).
- Made first start since 2012 in win against Richmond (9/5), passing for two TD's. Also ran for a career-high 94 yards in the game.
- Started seven games as a freshman.
- 2014 All-Big Ten Academic selection.

HILLS' CAREER STATS

PASSING

YR.	G-GS	COM	ATT	INT	YDS	TD	LG	PCT
2012	7-7	97	169	7	1336	8	63	57.4
2014	3-0	5	10	0	86	1	53	50.0
2015	2-2	27	51	2	306	4	42	52.9
Totals	12-9	129	230	9	1728	13	63	56.0

HILLS' CAREER HIGHS

Passing Yards	305 (at West Virginia, 9/22/12)
Completions	20 (at West Virginia, 9/22/12)
Passing Touchdowns	3 (at West Virginia, 9/22/12)
Long Completion	63 yards (vs. Wake Forest, 10/6/12)
Rushing Yards	94 (vs. Bowling Green, 9/12/15)
Long Rush	36 (vs. Bowling Green, 9/12/15)

TE - ANDREW ISAACS - 44 - Soph.

- Appeared in first four games of 2014 season before suffering a season-ending injury against Syracuse.

ISAACS' CAREER STATS

RECEIVING

YR.	G-GS	REC	YDS	AVG	TD	LP	AVG/G
2013	11-1	0	0	0.0	0	0	0.0
2014	4-3	2	3	1.5	0	3	0.8
Totals	15-4	2	3	1.5	0	3	0.8

WR - LEVERN JACOBS - 8 - R Jr.

- Leads team in receptions (15) and yards (176), and tied for lead with two touchdowns.
- Caught two passes for five yards at West Virginia (9/26).
- Hauled in eight passes for 107 yards against USF (9/19).
- Caught two passes for 32 yards and a TD vs. Richmond (9/5/15) - first touchdown since 12/27/13 vs. Marshall.
- Little brother is teammate and fellow wide receiver, Taivon Jacobs.

L. JACOBS' CAREER STATS

RECEIVING

YR.	G-GS	REC	YDS	AVG	TD	LP	AVG/G
2012	11-2	7	50	7.1	0	19	4.5
2013	12-4	47	640	13.6	3	71	53.3
2015	4-3	15	176	11.7	2	49	51.0
Totals	27-8	69	866	12.9	5	71	33.1

L. JACOBS' CAREER HIGHS

Receiving Yards	158 (vs. Clemson, 10/26/13)
Receptions	8 (2x, last vs. USF, 9/19/15)
Long Reception	71 (vs. Clemson, 10/26/13)
All-Purpose Yards	147 (vs. Clemson, 10/26/13)
100-Yard Receiving Games	3x, last vs. USF (9/19/15)

WR - TAIVON JACOBS - 12 - Soph.

- Received two passes for 19 yards at West Virginia (9/26).
- Caught first career touchdown pass on a 70-yard throw from Caleb Rowe vs. USF (9/19).
- Older brother is fellow wide receiver Levern Jacobs.

T. JACOBS' CAREER STATS

RECEIVING

YR.	G-GS	REC	YDS	AVG	TD	LP	AVG/G
2014	1-0	0	0	0.0	0	0	0.0
2015	4-2	5	113	22.6	1	70	37.7
Totals	5-2	5	113	22.6	1	70	28.2

T. JACOBS' CAREER HIGHS

Receiving Yards	82 (vs. USF, 9/19/15)
Receptions	2 (2x, last at West Virginia, 9/26/15)
Long Reception	70 (vs. USF, 9/19/15)
Touchdowns	1 (vs. USF, 9/19/15)

RB - TY JOHNSON - 6 - Fr.

- Rushed four times for 20 yards at West Virginia (9/26/15).
- Carried the ball 10 times for 30 yards against USF (9/19/15), and also totaled 66 kickoff return yards.
- Made collegiate debut against Richmond (9/5/15), rushing for 83 yards and a TD.
- Finished high school career with 4,851 all-purpose yards, 65 touchdowns and 17 INTs.
- Ran for 3,363 yards (14.7 yards/carry) and 43 touchdowns in high school career.

RUSHING

YR.	G-GS	ATT	GAIN	LOST	NET	AVG	TD	LP	AVG/G
2015	4-0	24	134	1	133	5.5	1	23	33.2
Totals	4-0	24	134	1	133	5.5	1	23	33.2

JOHNSON'S CAREER HIGHS

Rushing Yards	83 (vs. Richmond, 9/5/15)
Rushes	10 (2x, last vs. USF, 9/19/15)
Long Rush	23 yards (vs. Richmond, 9/5/15)
Touchdowns	1 (vs. Richmond, 9/5/15)
Long Kickoff Return	45 yards (vs. USF, 9/19/15)
Kickoff Return Yards	66 (vs. USF, 9/19/15)

WR - D.J. MOORE - 1 - Fr.

- Ranks fourth in the Big Ten with 18.7 yards per reception.
- Caught three passes for 47 yards against USF (9/19).
- Scored first career TD against Bowling Green (9/12), scoring on a 42-yard pass.
- Made collegiate debut against Richmond, catching two passes for 23 yards.
- Native of Philadelphia, Pa. - named to Pennsylvania Class AAA All-State team.
- Had 35 receptions for 1,012 yards as a senior in high school.

MOORE'S CAREER STATS

RECEIVING

YR.	G-GS	REC	YDS	AVG	TD	LP	AVG/G
2015	4-0	6	112	18.7	1	42	37.3
Totals	4-0	6	112	18.7	1	42	37.3

MOORE'S CAREER HIGHS

Receiving Yards	47 (vs. USF, 9/19/15)
Receptions	3 (vs. USF, 9/19/15)
Long Reception	42 yards (vs. Bowling Green, 9/12/15)
Touchdown Receptions	1 (vs. Bowling Green, 9/12/15)

RB - BRANDON ROSS - 45 - Sr.

- Ranks 13th in school history with 1943 rushing yards.
- Leads team with 358 rushing yards and two touchdowns.
- Rushed for 130 yards (129 in 1st half) at West Virginia (9/26).
- Posted 68 rushing yards and a touchdown vs. USF (9/19).
- Ran for career-high 150 yards vs. Richmond (9/5), and scored a TD.

ROSS'S CAREER STATS

RECEIVING

YR.	G-GS	REC	YDS	AVG	TD	LP	AVG/G
2012	6-5	3	-1	-0.3	0	5	-0.2
2013	12-12	18	173	9.6	0	77	14.4
2014	13-9	14	212	15.1	2	90	21.2
2015	4-4	1	1	0.3	0	1	0.3
Totals	34-29	36	385	10.7	2	90	11.3

RUSHING

YR.	G-GS	ATT	GAIN	LOST	NET	AVG	TD	LP	AVG/G
2012	6-5	85	431	41	390	4.6	1	71	65.0
2013	12-12	166	865	89	776	4.7	4	36	64.7
2014	13-9	85	457	38	419	4.9	4	44	32.2
2015	4-4	59	360	11	358	6.1	2	55	89.5
Totals	35-30	395	2020	179	1943	4.9	11	71	55.5

ROSS' CAREER HIGHS

Rushing Yards	150 (vs. Richmond, 9/5/15)
Rushes	21 (at North Carolina, 11/24/12)
Long Rush	71 yards (at North Carolina, 11/24/12)
Rushing Touchdowns	2 (2x, last vs. Rutgers, 11/29/14)
All-Purpose Yards	150 (vs. Richmond, 9/5/15)
Receiving Yards	97 (at Syracuse, 9/20/14)
Receptions	5 (vs. West Virginia, 9/13/14)
Receiving Touchdowns	1 (twice: last at Indiana, 9/27/14)

QB - CALEB ROWE - 7 - R Jr.

- Completed 10 passes for 67 yards at West Virginia (9/26).
- Started first game since 2013 against USF (9/19), passing for four touchdowns and 297 yards. Became first Maryland quarterback to throw for four TD's since Danny O'Brien in 2010.
- Appeared in four games in 2014, before suffering a season-ending injury.

ROWE'S CAREER STATS

PASSING

YR.	G-GS	COM	ATT	INT	YDS	TD	LG	PCT
2012	2-1	25	44	3	290	2	66	56.8
2013	7-2	64	131	3	989	5	77	48.9
2014	4-0	34	54	4	489	5	60	63.0
2015	4-2	32	64	9	381	4	70	50.0
Totals	17-5	155	293	19	2149	16	77	52.9

ROWE'S CAREER HIGHS

Passing Yards	332 (vs. Virginia, 10/12/13)
Completions	23 (at Boston College, 10/27/12)
Touchdowns	4 (vs. USF, 9/19/15)

DEFENSIVE PLAYER STATS WITH CAREER HIGHS

DE - JESSE ANIEBONAM - 41 - Soph.

- Had one tackle at West Virginia (9/26).
- Totaled two tackles and a sack against USF (9/19).
- Made first career start against Bowling Green (9/12), posting a career-high five tackles.
- Posted three tackles and one sack vs. Richmond (9/5).

ANIEBONAM'S CAREER STATS

YR.	G-GS	UT	AT	TOT	TFL-YDS	PBU	FF	FR	INT	SACKS
2014	13-0	5	9	14	1.0-3	1	0	0	0-0	0.5-3
2015	4-1	7	4	11	2.0-6	0	0	0	0-0	2.0-6
Totals	17-1	12	13	25	3.0-9	1	0	0	0-0	2.5-9

ANIEBONAM'S CAREER HIGHS

Tackles	5 (vs. Bowling Green, 9/12/15)
Solo Tackles	5 (vs. Bowling Green, 9/12/15)
TFL	1.0 (3x: last vs. USF, 9/19/15)
Sacks	1.0 (2x: last vs. USF, 9/19/15)

LB - JEFFERSON ASHIRU - 34 - Sr.

- Notched a sack and six tackles at West Virginia (9/26).
- Totaled Maryland career-high nine tackles against USF (9/19/15).
- Posted four tackles in Maryland debut vs. Richmond (9/5/15).
- Transfer from UConn at beginning of 2015 season - originally recruited to UConn by Randy Edsall.

ASHIRU'S CAREER STATS

YR.	G-GS	UT	AT	TOT	TFL-YDS	PBU	FF	FR	INT	SACKS
2012	9-1	6	2	8	0.0-0	0	0	0	0-0	0.0-0
2013	12-10	24	34	58	8.0-35	2	0	1	0-0	1.0-13
2014	9-8	20	27	47	3.5-10	0	0	0	1-0	0.5-0
2015	4-4	14	6	20	1.0-13	0	0	0	0-0	1.0-13
Totals	34-23	64	69	133	12.5-58	2	0	1	1-0	2.5-26

ASHIRU'S CAREER HIGHS

Tackles	11 (twice: last at East Carolina, 10/23/14)
TFL	2.0 (at UCF, 10/26/13)
Sacks	1.0 (2x: last at West Virginia, 9/26/15)

DL - ROMAN BRAGLIO - 90 - Jr.

- Totaled two tackles, including a TFL, at West Virginia (9/26).
- Had a fantastic game against USF (9/19), posting career-highs in tackles (7), TFLs (2.5) and sacks (2.0). Also forced his first career fumble.
- Notched career-high five tackles vs. Bowling Green (9/12).
- Posted three tackles vs. Richmond (9/5).

BRAGLIO'S CAREER STATS

YR.	G-GS	UT	AT	TOT	TFL-YDS	PBU	FF	FR	INT	SACKS
2013	10-1	4	2	6	3.5-18	0	0	0	0-0	2.0-12
2014	13-1	8	3	11	2.5-14	0	0	1	0-0	2.5-14
2015	4-3	10	7	17	4.5-12	0	1	0	0-0	2.0-8
Totals	27-5	22	12	34	10.5-44	0	1	1	0-0	6.5-34

BRAGLIO'S CAREER HIGHS

Tackles	7 (vs. USF, 9/19/15)
Solo Tackles	4 (2x: last vs. USF, 9/19/15)
TFL	2.5 (vs. USF, 9/19/15)
Sacks	2.0 (vs. USF, 9/19/15)
Forced Fumbles	1 (vs. USF, 9/19/15)

LB - JALEN BROOKS - 43 - Soph.

- Set career-highs in tackles (10), solo tackles (9) and TFLs (1.0) at West Virginia (9/26).
- Posted 4.0 tackles against USF (9/19).
- Had a career-high nine tackles vs. Bowling Green (9/12), and nabbed first career INT.
- 2014 Academic All-Big Ten.
- Was also accepted to Harvard and Yale before choosing to attend Maryland.

BROOKS' CAREER STATS

YR.	G-GS	UT	AT	TOT	TFL-YDS	PBU	FF	FR	INT	SACKS
2014	12-4	12	9	21	0.0-0	2	0	0	0-0	0.0-0
2015	4-4	13	11	24	1.0-2	2	0	0	1-7	0.0-0
Totals	16-8	25	20	45	1.0-2	4	0	0	1-7	0.0-0

BROOKS' CAREER HIGHS

Tackles	10 (at West Virginia, 9/26/15)
Solo Tackles	9 (at West Virginia, 9/26/15)
Tackles for Loss	1.0 (at West Virginia, 9/26/15)
Interceptions	1 (vs. Bowling Green, 9/12/15)

LB - JERMAINE CARTER, JR. - 23 - Soph.

- Shares Big Ten lead in tackles (11.5/g) and leads Big Ten in solo tackles (7.5). Ranks fifth nationally in solo tackles/g.
- Posted a career-high 14 tackles at West Virginia (9/26), including a TFL.
- Led Terps with 11 tackles vs. USF (9/19).
- Had career-high 13 tackles (9 solo) vs. Bowling Green (9/12).
- Made first career start against Richmond (9/5), totaling eight tackles.

CARTER'S CAREER STATS

YR.	G-GS	UT	AT	TOT	TFL-YDS	PBU	FF	FR	INT	SACKS
2014	13-0	18	9	27	0.0-0	0	2	0	0-0	0.0-0
2015	4-4	30	16	46	5.0-12	1	0	0	0-0	0.0-0
Totals	17-4	48	25	73	5.0-12	1	2	0	0-0	0.0-0

CARTER'S CAREER HIGHS

Tackles	14 (at West Virginia, 9/26/15)
Solo Tackles	9 (vs. Bowling Green, 9/12/15)
Tackles for Loss	1.0 (3x: last at West Virginia, 9/26/15)

DB - SEAN DAVIS - 21 - Sr.

- Ranks third in Big Ten in solo tackles/g (6.5) and ranks ninth in tackles/g (8.8).
- Leads nation in forced fumbles/g (0.75), notching a forced fumble in 3 of 4 games.
- Active team leader with 265 career tackles.
- Had seven tackles at West Virginia (9/26).
- Totaled nine tackles, two interceptions and a forced fumble vs. USF (9/19).
- Posted 14 tackles (12 solo) and a forced fumble vs. Bowling Green (9/12).
- Had five tackles, one sack and a forced fumble vs. Richmond (9/5).
- 2015 Preseason All-Big Ten Second Team (Phil Steele).
- Little brother, Isaiah, is a freshman linebacker on the team.
- Moved from safety to cornerback prior to start of 2015 season.

S. DAVIS' CAREER STATS

YR.	G-GS	UA	A	TOT	TFL-YDS	PBU	FF	FR	INT	SACKS
2012	12-2	8	5	13	0.0-0	0	0	1	0-0	0.0-0
2013	13-13	62	40	102	1.5-7	3	0	1	2-23	0.5-3
2014	13-13	80	35	115	4.0-12	8	1	0	0-0	1.0-1
2015	4-4	26	9	35	2.0-4	2	3	0	2-33	1.0-3
Totals	42-32	176	89	265	7.5-23	15	4	2	4-56	2.5-7

S. DAVIS' CAREER HIGHS

Tackles	17 (at Wisconsin, 10/25/14)
Interceptions	2 (vs. USF, 9/19/15)
Pass Breakups	3 (at Penn State, 11/11/14)

DB - A.J. HENDY - 19 - R Sr.

- Has season-high 10 tackles at West Virginia (9/26).
- Notched six tackles and 1.0 TFL vs. USF (9/19).
- Had nine tackles (6 solo) and a pass breakup vs. Bowling Green (9/12).
- Posted five tackles against Richmond (9/5) in first game action since 2013.
- Missed 2014 season to suspension.
- Named Walter Camp Defensive Player of the Week in memorable 2013 game against West Virginia, when he returned an INT for TD and recovered two fumbles.

HENDY'S CAREER STATS

YR.	G-GS	UA	A	TOT	TFL-YDS	PBU	FF	FR	INT	SACKS
2011	9-3	20	10	30	1.0-1	1	0	1	1-32	0.0-0
2012	8-0	3	1	4	0.0-0	0	0	0	0-0	0.0-0
2013	13-3	20	12	32	1.0-2	2	0	2	1-28	0.0-0
2015	4-4	21	9	30	1.0-2	1	0	0	0-0	0.0-0
Totals	34-10	64	32	96	3.0-5	4	0	3	2-60	0.0-0

HENDY'S CAREER HIGHS

Tackles	13 (vs. Notre Dame, 11/12/11)
Solo Tackles	9 (vs. Notre Dame, 11/12/11)
Interceptions	1 (2x: last vs. West Virginia, 9/21/13)

DB - ALVIN HILL - 27 - Sr.

- Notched a career-high eight tackles (7 solo) vs. Bowling Green (9/12).
- Started first four games of 2014 season at cornerback before suffering a season-ending injury against Syracuse.

HILL'S CAREER STATS

YR.	G-GS	UA	A	TOT	TFL-YDS	PBU	FF	FR	INT	SACKS
2012	6-1	1	0	1	1.0-5	0	0	0	0-0	0.0-0
2013	12-2	14	10	24	0.0-0	2	0	0	0-0	0.0-0
2014	4-4	8	5	13	0.0-0	4	0	0	1-0	0.0-0
2015	4-0	8	1	9	0.0-0	0	0	0	0-0	0.0-0
Totals	26-7	31	16	47	1.0-5	6	0	0	1-0	0.0-0

HILL'S CAREER HIGHS

Tackles	8 (vs. Bowling Green, 9/12/15)
Solo Tackles	7 (vs. Bowling Green, 9/12/15)
Interceptions	1 (at USF, 9/6/14)

DL - QUINTON JEFFERSON - 99 - R Jr.

- Ranks eighth in the Big Ten in sacks/g (0.88).
- Had two tackles and blocked a field goal at West Virginia (9/26).
- Notched a 0.5 sack against USF (9/19).
- Had five tackles vs. Bowling Green (9/12), including 1.5 TFL and 1.0 sack.
- Started against Richmond (9/5), posting 2.5 TFL and two sacks.
- Started the first three games of the 2014 season before suffering a season-ending injury.

JEFFERSON'S CAREER STATS

YR.	G-GS	UA	A	TOT	TFL-YDS	PBU	FF	FR	INT	SACKS
2012	10-0	6	7	13	0.5-1	0	1	2	0-0	0.0-0
2013	13-13	19	28	47	7.5-32	0	1	0	0-0	3.0-18
2014	3-3	4	4	8	1.0-10	0	0	0	0-0	1.0-10
2015	4-4	6	8	14	4.5-27	1	0	0	0-0	3.5-26
Totals	30-20	35	47	82	13.5-70	1	2	2	0-0	7.5-54

JEFFERSON'S CAREER HIGHS

Tackles	7 (vs. FIU, 8/31/13)
TFL	2.5 (vs Richmond, 9/5/15)
Sacks	2.0 (2x: last vs. Richmond, 9/5/15)

DB - WILLIAM LIKELY - 4 - Jr.

- Holds at least a share of eight Maryland records.
- Leads the nation in punt return TDs (2) and punt return average (28.1).
- Also ranks seventh in the Big Ten in passes defended/g (1.3).
- Paul Hornung Honor Roll (Most Versatile Player): Week 1, Week 3
- Totaled seven tackles and forced career-high two fumbles at West Virginia (9/26).
- Had 4.0 tackles and 1.0 TFL against USF (9/19), in addition to 35 combined return yards.
- Returned a punt for an 85-yard TD vs. Bowling Green (9/12) - second longest punt return in Maryland history.
- Set Big Ten and Maryland record with 233 punt return yards vs. Richmond (9/5). Also had two pass breakups and four tackles in the game. Named Big Ten Specialist of the Week for his efforts.
- First Team All-Big Ten selection in 2015 by coaches and media.
- Named preseason All-America by multiple media outlets and is on four Watch Lists.

LIKELY'S CAREER STATS

DEFENSE

YR.	G-GS	UA	A	TOT	TFL-YDS	PBU	FF	FR	INT	SACKS
2013	13-11	51	19	70	4.5-11	7	0	0	1-0	0.0-0
2014	13-13	66	17	83	4.0-26	15	1	0	6-170	1.0-15
2015	4-4	18	2	20	2.0-5	5	2	0	0-0	0.0-0
Totals	30-28	135	38	173	10.5-42	27	3	0	7-170	1.0-15

RETURNS

YR.	G-GS	KOR	YDS	AVG	TD	PR	YDS	AVG	TD
2013	13-11	28	729	26.0	0	16	205	12.8	1
2014	13-13	16	496	31.0	1	20	225	11.2	1
2015	4-4	7	152	21.7	0	12	337	28.1	2
Totals	30-28	51	1377	27.0	1	48	767	16.0	4

LIKELY'S CAREER HIGHS DEFENSE

Tackles	12 (vs. Rutgers, 11/29/14)
Interceptions	1 (seven times: last at Michigan, 11/22/14)
Pass Breakups	2 (3x: last vs. Bowling Green, 9/12/15)
Sacks	1.0 (vs. James Madison, 8/30/14)
TFL	1.0 (8x: last vs. USF, 9/19/15)
Forced Fumbles	2 (at West Virginia, 9/26/15)

LIKELY'S CAREER HIGHS RETURNING

Punt Return Yards	233 (vs. Richmond, 9/5/15)
Long Punt Return	85 (vs. Bowling Green, 9/15/15)
Kickoff Return Yards	228 (vs. Michigan State, 11/15/14)
Long Kickoff Return	52 (vs. Michigan State, 11/15/14)
All-purpose Yards	296 (vs. Richmond, 9/5/15)

LB - YANNICK NGAKOUE - 7 - Jr.

- Ranks seventh nationally and third in the Big Ten in sacks/g (1.38).
- Ranks 10th in the Big Ten in TFL/g (1.4).
- Had three tackles, including a sack, at West Virginia (9/26).
- Notched six tackles and 1.5 sacks against USF (9/19).
- Posted a career-high 3.0 sacks versus Bowling Green (9/12).
- 2015 Butkus Award Watch List and preseason All-Big Ten selection.
- Moved from outside linebacker to defensive end in new 4-3 scheme in 2015.
- Earned Honorable Mention All-Big Ten in 2014 by media.

NGAKOUE'S CAREER STATS

YR.	G-GS	UA	A	TOT	TFL-YDS	PBU	FF	FR	INT	SACKS
2013	13-0	6	4	10	4.5-12	2	1	0	1-3	2.0-8
2014	13-11	25	12	37	13.5-81	2	1	0	0-0	6.0-49
2015	4-4	12	2	14	5.5-28	0	0	0	0-0	5.5-28
Totals	30-15	43	18	61	23.5-121	3	2	0	1-3	13.5-85

NGAKOUE'S CAREER HIGHS

Tackles	7 (last vs. Iowa, 10/18/14)
TFL	3.0 (4x: last vs. Bowling Green, 9/12/15)
Sacks	3.0 (vs. Bowling Green, 9/12/15)

DB - ANTHONY NIXON - 20 - Sr.

- Had eight tackles and an interception at West Virginia (9/26).
- Posted five tackles against USF (9/19).
- Had nine tackles (6 solo) vs. Bowling Green (9/12).
- Totaled three tackles against Richmond (9/5).

NIXON'S CAREER STATS

YR.	G-GS	UA	A	TOT	TFL-YDS	PBU	FF	FR	INT	SACKS
2012	12-5	26	15	41	0.0-0	4	0	2	1-21	0.0-0
2013	11-11	38	22	60	3.0-8	0	0	0	0-0	1.0-5
2014	13-13	37	25	62	0.5-6	5	0	1	1-2	0.5-6
2015	4-4	15	10	25	0.0-0	1	0	0	1-16	0.0-0
Totals	40-33	116	72	188	3.5-14	10	0	3	3-39	1.5-11

NIXON'S CAREER HIGHS

Tackles	12 (vs. Virginia, 10/12/13)
Sacks	1.0 (at NC State, 11/30/13)
Interceptions	1 (3x, last at West Virginia, 9/26/15)
Pass Breakups	2 (vs. Michigan State, 11/15/14)

DL - DAVID SHAW - 67 - Soph.

- Posted career-high three tackles at West Virginia (9/26).
- Has one tackle in all three games this season.

SHAW'S CAREER STATS

YR.	G-GS	UA	A	TOT	TFL-YDS	PBU	FF	FR	INT	SACKS
2014	7-1	1	3	4	1.0-3	0	0	0	0-0	1.0-3
2015	4-4	4	2	6	0.5-1	0	0	0	0-0	0.0-0
Totals	11-5	5	5	10	1.5-4	0	0	0	0-0	1.0-3

SHAW'S CAREER HIGHS

Tackles	3 (at West Virginia, 9/26/15)
Sacks	1.0 (Michigan State, 11/25/14)

SPECIAL TEAMS

K - BRAD CRADDOCK - 15 - Sr.

- Also serving as a short-distance punter.
- Made all five extra point attempts against USF (9/19).
- Hit a pair of field goals against Bowling Green (9/12).
- Connected on three field goals vs. Richmond (9/5), posting a career-high 14 points.
- 2014 Lou Groza Award winner - best place kicker in the nation.
- Holds at least a share of four Maryland place kicking records, including longest field goal (57 yards vs. Ohio State, 2014) and consecutive field goals made (24, 2013-14).
- 2014 All-American and First Team All-Big Ten selection.
- A 2015 Lou Groza Watch List member and preseason All-American.
- Set a school record with a 57-yard field goal against Ohio State (10/4/14).
- Booted a game winning 43-yard field goal with 51 second left to defeat Penn State (11/1.14).

CRADDOCK'S CAREER STATS (KICKING)

YR.	G-GS	FGM-FGA	20-29	30-39	40-49	50+	LG	PATS	PTS
2012	12-12	10-16	3-5	3-5	3-5	1-1	52	23-25	53
2013	13-13	21-25	7-7	7-8	4-5	1-3	50	37-38	100
2014	13-13	18-19	3-3	4-4	9-9	2-3	57	44-44	98
2015	4-4	5-6	1-2	3-3	1-1	0-0	34	13-14	28
Totals	42-42	54-66	14-17	17-20	17-20	4-7	57	117-121	284

CRADDOCK'S CAREER STATS (PUNTING)

YR.	G-GS	Punts	YDS	AVG	TB	FC	+50	I20	BLK	LP
2012	12-12	1	23	23.0	0	0	0	0	0	23
2013	13-13	0	0	0.0	0	0	0	0	0	0
2014	13-13	0	0	0.0	0	0	0	0	0	0
2015	4-4	6	215	35.8	0	0	0	5	0	46
Totals	42-42	7	238	34.0	0	0	0	5	0	46

CRADDOCK'S CAREER HIGHS

Field Goals	3 (7x: last vs. Richmond, 9/5/15)
Long Field Goal	57 (vs. Ohio State, 10/4/14)
Points Scored	14 (vs. Richmond, 9/5/15)
PATs	7 (vs. James Madison, 8/30/14)

P - NICOLAS PRITCHARD - 18 - Fr.

- True Freshman.
- Punted five times for 192 yards at West Virginia (9/26).
- Punted five times against Bowling Green (9/12).

PRITCHARD'S CAREER STATS

YR.	G-GS	Punts	YDS	AVG	TB	FC	+50	I20	BLK	LP
2015	4-4	12	489	40.8	0	4	0	2	0	48
Totals	4-4	12	489	40.8	0	4	0	2	0	48

RENFRO'S CAREER HIGHS

Most Punts	5 (2x, last at West Virginia, 9/26/15)
Punting Average	43.0 yards (vs. USF, 9/19/15)
Longest Punt	48 yards (vs. USF, 9/19/15)

NUMERICAL ROSTER

No.	Name	Pos.	Ht.	Wt.	Cl.	Exp.	Hometown (High School/Last School)
1	D.J. Moore	WR	5-11	205	Fr.	HS	Philadelphia, Pa. (Imhotep Charter School)
2 (d)	Shane Cockerille	FB	6-2	235	So.	RS	Baltimore, Md. (Gilman School)
2 (d)	Milan Collins	DB	6-1	200	So.	RS	LaPlata, Md. (Bishop McNamara HS)
3 (d)	Milan Barry-Pollock	DB	5-10	203	Jr.	SQ	Baltimore, Md. (Eastern Technical HS)
3 (d)	Adam Greene	PK	5-11	185	So.	RS	Arnold, Md. (Broadneck HS)
4	William Likely	DB	5-7	175	Jr.	2V	Belle Glade, Fla. (Glades Central HS)
5	Wes Brown	RB	6-0	210	Jr.	1V	Baltimore, Md. (Good Counsel HS)
6 (d)	Ty Johnson	RB	5-10	184	Fr.	HS	Cumberland, Md. (Fort Hill HS)
6 (d)	Zac Morton	RB	5-10	175	Fr.	RS	Bethesda, Md. (Whitman HS)
7 (d)	Yannick Ngakoue	DL	6-2	255	Jr.	2V	Bowie, Md. (Friendship Collegiate)
7 (d)	Caleb Rowe	QB	6-3	220	Sr.	2V	Landrum, S.C. (Blue Ridge HS)
8	Levern Jacobs	WR	5-11	188	RJr.	2V	Temple Hills, Md. (Suitland HS/Milford Academy)
9	Tyler Burke	LB	6-3	245	Fr.	RS	Coatesville, Pa. (Coatesville HS)
10	Will Ulmer	WR	6-0	185	Fr.	RS	Laurel, Md. (St. John's College HS)
11 (d)	Denzel Conyers	DB	6-3	212	Jr.	RS	St. Petersburg, Fla. (Boca Ciega HS/Butte College)
11 (d)	Perry Hills	QB	6-2	210	Jr.	1V	Pittsburgh, Pa. (Central Catholic HS)
12	Taivon Jacobs	WR	5-9	165	So.	SQ	Camp Spring, Md. (Suitland HS)
13	DeAndre Lane	WR	5-7	175	Jr.	SQ	Catonsville, Md. (Catonsville Senior HS)
14	Gage Shaffer	QB	6-7	212	Fr.	HS	Short Gap, W. Va. (Frankfort HS)
15	Brad Craddock	PK/P	6-1	195	Sr.	3V	Adelaide, Australia (Tabor Christian College)
16	Nicholas Rubinowicz	P	6-1	216	Fr.	HS	Wellington, Fla. (American Heritage School)
17	Josh Woods	DB	6-1	202	So.	1V	Baltimore, Md. (McDonogh School)
18	Daxx Garman	QB	6-1	205	Sr.	TR	Southlake, Texas (Carroll HS/Oklahoma State)
19	A.J. Hendy	DB	6-0	208	RSr.	3V	Bowie, Md. (Bowie HS)
20	Anthony Nixon	DB	6-1	205	Sr.	3V	Pittsburgh, Pa. (Central Catholic HS)
21	Sean Davis	DB	6-1	202	Sr.	3V	Washington, D.C. (Maret School)
22	Isaiah Davis	LB	6-1	225	Fr.	HS	Temple Hills, Md. (St. Stephen's & St. Agnes)
23	Jermaine Carter, Jr.	LB	6-0	240	So.	1V	Fort Washington, Md. (Friendship Collegiate)
24 (d)	Daniel Ezeagwu	DB	6-0	207	So.	SQ	Stafford, Va. (Colonial Forge HS)
24 (d)	J.T. Ventura	DB	6-1	205	So.	SQ	Hollidaysburg, Pa. (Hollidaysburg Area HS)
25	Antwaine Carter	DB	6-1	190	So.	SQ	Waldorf, Md. (Westlake HS)
26	Darnell Savage, Jr.	DB	5-10	192	Fr.	HS	Newark, Del. (Caravel Academy)
27	Alvin Hill	DB	6-0	200	Sr.	2V	Locaust Grove, Ga. (Luella HS)
29	Joe Riddle	RB	6-1	210	Jr.	2V	Frederick, Md. (Linganore HS)
30	Kenneth Goins, Jr.	RB	5-9	233	Jr.	2V	Baltimore, Md. (Gilman School)
31	Nnamdi Egbuaba	LB	6-0	224	Fr.	RS	Baltimore, Md. (St. Frances Academy)
32	Jarrett Ross	DB	5-9	198	Jr.	2V	Newark, Del. (Charter School of Wilmington)
33	Andrew Stefanelli	RB	5-9	244	Jr.	SQ	Rockville, Md. (Good Counsel HS/Temple)
34	Jefferson Ashiru	LB	6-1	235	Sr.	TR	Powder Spring, Ga. (McEachern HS/UConn)
35	Marcus Smith	RB	5-9	200	RSo.	WO	West Friendship, Md. (Marriotts Ridge HS)
36	Elvis Dannah	DB	6-2	212	So.	SQ	Lanham, Md. (Annapolis Area Christian School)
37	Avery Thompson	LB	6-2	228	Sr.	3V	Chesapeake, Va. (Grassfield HS)
38 (d)	Lee Shrader	P	6-1	215	Fr.	RS	Newport News, Va. (Warwick HS)
38 (d)	Brett Zantotto	LB	5-10	220	Fr.	HS	Murrysville, Pa. (Franklin Regional HS)
39	Cavon Walker	DL	6-2	260	Jr.	1V	Washington, D.C. (Friendship Collegiate)
40	Dexter Foreman	QB	6-1	220	Sr.	TR	Manvel, Texas (Manvel HS/Minnesota)
41	Jesse Aniebonam	DL	6-3	260	So.	1V	Silver Spring, Md. (Good Counsel HS)
42 (d)	Brock Dean	LB	6-0	225	Jr.	SQ	Harrisburg, Pa. (Bishop McDevitt HS)
42 (d)	Tehuti Miles	RB	5-10	210	Jr.	SQ	Hammonton, N.J. (Hammonton HS)
43	Jalen Brooks	LB	6-1	232	So.	1V	Suwanee, Ga. (Gwinnett HS)
44	Andrew Isaacs	TE	6-2	240	Jr.	2V	Manchester, Conn. (Manchester HS)
45	Brandon Ross	RB	5-10	210	Sr.	3V	Newark, Del. (Charter School of Wilmington)
46	Abner Logan	LB	6-1	242	Jr.	2V	Cambridge, Mass. (Dexter School)
47	Melvin Keihn	DL	6-1	211	So.	TR	Towson, Md. (Gilman/Virginia Tech)
48	Derrick Hayward	TE	6-5	240	So.	1V	Salisbury, Md. (Wicomico HS)
49 (d)	Ruben Franco	DL	6-5	249	Jr.	SQ	Montgomery, Texas (Montgomery HS)
49 (d)	Gus Little	LB	6-2	235	Fr.	HS	Fredericksburg, Md. (Massaponax HS)
50	Evan Mulrooney	OL	6-3	300	Sr.	2V	Wilmington, Del. (Salesianum HS)
51	Matt Oliveira	LS	6-1	212	Fr.	HS	Watchung, N.J. (Saint Peter's Prep)
52	Malik Jones	DL	6-4	275	So.	SQ	Baltimore, Md. (Paul L. Dunbar HS)
53	Quarvez Boulware	OL	6-2	304	Fr.	HS	Washington, D.C. (Friendship Collegiate Acad.)
54	JaJuan Dulaney	OL	6-2	302	So.	SQ	Powder Springs, Ga. (McEachern HS)
55	Ryan Doyle	OL	6-4	307	Sr.	2V	Wake Forest, N.C. (Wake Forest-Rolesville HS)

ALPHABETICAL ROSTER

No.	Name	Pos.
56 (d)	Adams, Nate	LS
41	Aniebonam, Jesse	DL
34	Ashiru, Jefferson	LB
3	Barry-Pollock, Milan	DB
53	Boulware, Quarvez	OL
90	Braglio, Roman	DL
43	Brooks, Jalen	LB
5	Brown, Wes	RB
9	Burke, Tyler	LB
92	Burkett, Chandler	LB
59 (d)	Carpenter, Christian	LS
25	Carter, Antwaine	DB
23	Carter, Jr., Jermaine	LB
70	Christie, Sean	OL
2 (d)	Cockerille, Shane	FB
2 (d)	Collins, Milan	DB
11 (d)	Conyers, Denzel	DB
87	Cornwell, Michael	WR
15	Craddock, Brad	PK/P
83	Culmer, Malcolm	WR
85	Davenport, Jahrviv	WR
22	Davis, Isaiah	LB
21	Davis, Sean	DB
42 (d)	Dean, Brock	LB
36	Dannah, Elvis	DB
71	Donahue, EJ	OL
55	Doyle, Ryan	OL
54	Dulaney, JaJuan	OL
76	Dunn, Michael	OL
82	Edwards, Avery	TE
31	Egbuaba, Nnamdi	LB
84	Etta-Tawo, Amba	WR
24 (d)	Ezeagwu, Daniel	DB
40	Foreman, Dexter	QB
49 (d)	Franco, Ruben	DL
88	Gallo, P.J.	TE
18	Garman, Daxx	QB
56 (d)	Gillespie, Matt	LB
30	Goins, Jr., Kenneth	RB
86	Gray, Andrew	TE
75	Gray, Derwin	OL
3 (d)	Greene, Adam	PK
60	Grommer, Stephen	OL
48	Hayward, Derrick	TE
19	Hendy, A.J.	DB
27	Hill, Alvin	DB
11 (d)	Hills, Perry	QB
59 (d)	Howard, Keiron	DL
44	Isaacs, Andrew	TE
8	Jacobs, Levern	WR
12	Jacobs, Taivon	WR
99	Jefferson, Quinton	DL
6 (d)	Johnson, Ty	RB
52	Jones, Malik	DL
47	Keihn, Melvin	DL
96	Kulka, Brett	DL
13	Lane, DeAndre	WR
4	Likely, William	DB
49 (d)	Little, Gus	LB
46	Logan, Abner	LB
69	Marchese, Joe	OL
77	McClain, Will	OL
68	McKennie, Ellis	OL

2015 MARYLAND FOOTBALL

No.	Name	Pos.	No.	Name	Pos.	Ht.	Wt.	Cl.	Exp.	Hometown (High School/Last School)
91	McLean, Adam	DL	56 (d)	Nate Adams	LS	6-0	220	So.	1V	Phoenix, Ariz. (Greenway HS)
42 (d)	Miles, Tehuti	RB	56 (d)	Matt Gillespie	LB	6-1	241	Fr.	RS	Towson, Md. (Loyola Blakefield HS)
63	Minter, Mike	OL	57	Kingsley Opara	DL	6-3	305	So.	SQ	Jacksonville, Fla. (Mandarin HS)
64	Moore, Brendan	OL	58	Damian Prince	OL	6-3	328	Fr.	RS	Washington, D.C. (Bishop McNamara HS)
1	Moore, D.J.	WR	59 (d)	Christian Carpenter	LS	5-11	217	Jr.	2V	Brentwood, Tenn. (Brentwood Academy)
6 (d)	Morton, Zac	RB	59 (d)	Keiron Howard	DL	6-3	289	Fr.	HS	Fort Washington, Md. (Potomac HS)
50	Mulrooney, Evan	OL	60	Stephen Grommer	OL	6-4	309	Sr.	SQ	Spartanburg, S.C. (Spartanburg HS)
7 (d)	Ngakoue, Yannick	DL	61	Mbi Tanyi	LB	6-1	280	Fr.	HS	Hosuton, Texas (George Bush HS)
20	Nixon, Anthony	DB	63	Mike Minter	OL	6-3	305	So.	SQ	Severna Park, Md. (Severna Park HS)
51	Oliveira, Matt	LS	64	Brendan Moore	OL	6-3	295	Fr.	RS	Austin, Texas (Westwood HS)
57	Opara, Kingsley	DL	65	Mason Zimmerman	OL	6-5	310	Fr.	HS	Whitehouse, Ohio (Anthony Wayne HS)
58	Prince, Damian	OL	66	Andrew Zeller	OL	6-5	316	Sr.	3V	Red Lion, Pa. (Red Lion Senior HS)
95	Pritchard, Nicolas	P/PK	67	David Shaw	DL	6-4	307	So.	1V	Spring Grove, Pa. (Spring Grove HS)
29 (d)	Riddle, Joe	RB	68	Ellis McKennie	OL	6-3	315	Fr.	HS	McSherrytown, Pa. (McDonogh School)
89	Roca, Eric	TE	69	Joe Marchese	OL/LS	6-3	281	So.	SQ	Vernon Hills, Ill. (Adlai E. Stevenson HS)
45	Ross, Brandon	RB	70	Sean Christie	OL	6-4	310	Fr.	RS	Medford, N.Y. (Patchogue-Medford HS)
32	Ross, Jarrett	DB	71	EJ Donahue	OL	6-3	320	Fr.	HS	Monrovia, Md. (Linganore HS)
7 (d)	Rowe, Caleb	QB	74	Tyler Smith	OL	6-2	310	Fr.	HS	Clarksville, Md. (River Hill HS)
16	Rubinowicz, Nicholas	P	75	Derwin Gray	OL	6-5	328	Fr.	RS	Wash., D.C. (Friendship Collegiate/Fork Union)
93	Saine, Oseh	DL	76	Michael Dunn	OL	6-5	312	Jr.	2V	Bethesda, Md. (Whitman HS)
26	Savage, Darnell	DB	77	Will McClain	OL	6-5	305	Fr.	HS	Middletown, Md. (Middletown HS)
14	Shaffer, Gage	QB	78	Ty Tucker	DL	6-2	285	Jr.	SQ	Walkersville, Md. (Walkersville HS)
67	Shaw, David	DL	79	Maurice Shelton	OL	6-3	304	Jr.	SQ	Greenbelt, Md. (Eleanor Roosevelt HS)
79	Shelton, Maurice	OL	82	Avery Edwards	TE	6-4	234	Fr.	HS	Raleigh, N.C. (Ravenscroft HS)
38 (d)	Shrader, Lee	P	83	Malcolm Culmer	WR	5-11	185	Jr.	2V	Willingboro, N.J. (Willingboro HS)
35	Smith, Marcus	RB	84	Amba Etta-Tawo	WR	6-1	200	Jr.	2V	Powder Springs, Ga. (McEachern HS)
74	Smith, Tyler	OL	85	Jahrvs Davenport	WR	5-9	193	Fr.	HS	Tampa, Fla. (Robinson HS)
33	Stefanelli, Andrew	RB	86	Andrew Gray	TE	6-2	230	Fr.	RS	Chardon, Ohio (Chardon HS)
97	Sutton, Daniel	P/PK	87	Michael Cornwell	WR	6-2	215	Fr.	HS	Owings Mills, Md. (McDonogh School)
61	Tanyi, Mbi	LB	88	P.J. Gallo	TE	6-2	250	Jr.	2V	Holland, Pa. (Council Rock HS South)
37	Thompson, Avery	LB	89	Eric Roca	TE	6-3	230	So.	SQ	San Juan, Puerto Rico (St. John's School)
78	Tucker, Ty	DL	90	Roman Braglio	DL	6-2	262	Jr.	2V	Owings Mills, Md. (McDonogh HS)
95	Ukandu, Azubuike	DL	91	Adam McLean	DL	6-1	315	Fr.	HS	Gaithersburg, Md. (Quince Orchard HS)
10	Ulmer, Will	QB	92	Chandler Burkett	LB	6-3	240	So.	SQ	Panama City, Fla. (Bozeman HS)
24 (d)	Ventura, J.T.	DB	93	Oseh Saine	DL	6-2	286	Fr.	HS	Worcester, Mass. (Lincoln HS/Worcester Acad.)
39	Walker, Cavon	DL	95 (d)	Nicolas Pritchard	P/PK	5-10	220	Fr.	HS	New Egypt, N.J. (New Egypt HS)
17	Woods, Josh	DB	95 (d)	Azubuike Ukandu	DL	6-0	307	Jr.	SQ	Towson, Md. (Towson HS)
38 (d)	Zanotto, Brett	LB	96	Brett Kulka	DL	6-4	254	Fr.	RS	Edinboro, Pa. (General McLane HS)
66	Zeller, Andrew	OL	97	Daniel Sutton	P/PK	6-0	165	So.	TR	New Hope, Pa. (New Hope Solebury HS/Towson)
65	Zimmerman, Mason	OL	99	Quinton Jefferson	DL	6-3	289	RJr.	2V	Pittsburgh, Pa. (Woodland Hills HS)

Key: (d) indicates duplicate number; RS indicates redshirted in 2013; SQ indicates has been eligible to play at least one season, but has not earned a letter; HS indicates high school; TR indicates transfer

Pronunciation Guide

Player	Pronunciation	Player	Pronunciation	Coach	Pronunciation
Jesse Aniebonam	ANNA-bone-um	Levern Jacobs	LEE-vern	Greg Studrawa	STU-draw-uh
Jefferson Ashiru	Ah-shur-rew	Melvin Keihn	like "cane"		
Quarvez Boulware	KWAH-vez	Yannick Ngakoue	IN-gah-kway		
Antwaine Carter	Antoine	Kingsley Opara	O-par-ah		
Brad Craddock	Crad-DOCK	Nicholas Rubinowicz	Rew-bin-oh-witz		
Jahrvs Davenport	JAR-vis	Oseh Saine	OH-say SANE		
Nnamdi Egbuaba	e-GUA-ba	Mbi Tanyi	EM-bee TIE-yan		
Amba Etta-Tawo	AUM-buh eh-TA TAH-wo	Azubuike Ukandu	az-ah-BOO-key Ew-CAN-do		
Daniel Ezeagwu	EZZ-a-gow-wu	Cavon Walker	SAY-von		
Stephen Grommer	STEPH-in GROW-mer				
Keiron Howard	KEY-ron				



RANDY EDSALL

Head Coach

Syracuse '80 • Fifth Year at Maryland

Randy Edsall enters his fifth season as head football coach at the University of Maryland, leading a program that has earned back-to-back postseason bowl berths and continues to make great strides both on and off the field.

Edsall was named the 34th coach in Maryland football history in January 2011. Since taking over, Edsall and his staff have placed a strong emphasis on recruiting the local Maryland/Washington, D.C. market, which is heavily recruited by schools across the nation and is considered a football hotbed. The result of this focus was the signing of 81 athletes, 42 from the area, since 2012. Edsall and his staff have recruited classes ranked in the top 35 nationally by Rivals.com in two of

"Randy Edsall is an excellent football coach. He teaches and believes in the physical nature of the game. He is a great recruiter and his success at Connecticut earned his program compliments and recognition from college football's finest coaches. Randy is a very positive thinking person, and perhaps his greatest attribute is his persistence. He will persevere and he will win at Maryland and he will do it the right way!"
- Tom Coughlin, NY Giants head coach

the last four years, including the 31st overall in 2013.

In addition, under Edsall's direction the football program's Athletic Progress Rate (APR) has reached all-time highs. The football team's APR, which measures eligibility and retention, increased its multi-year score from 922 (2009-2010) to 950 (2012-2013) and recently to an all-time best of 973 (2013-2014). In addition, its single-year score increased from 905 to 977 and to its most recent single-year score of 991. The multi-year score of 973 and single-year score of 991 are program bests since the APR's inception in 2003. In addition, 21 student-athletes claimed a spot on the All-Big Ten Academic Team.

On the field, Edsall led Maryland into a new era in 2014, with its first season in the Big Ten. Maryland finished the regular season with an impressive 5-1 record away from College Park, leading the Big Ten in road wins. The five road victories were the most for a Terrapin team since 1984. Maryland posted its first-ever road victory at Penn State and its first-ever win against Michigan to punctuate its first season in the conference, which concluded with an appearance in the Foster Farms Bowl. Maryland finished the season 7-6 securing its first back-to-back winning seasons since 2002-03.

In 2014, eight Maryland players earned all-conference honors, the most ever under Edsall, and Brad Craddock earned Maryland's first individual national honor since 2002 by winning the 23rd Lou Groza Award for the nation's top kicker. In addition, 21 student-athletes claimed a spot on the All-Big Ten Academic Team.

The Maryland program continued its ascent in 2013 totaling seven victories and earning its first bowl appearance since 2010 (2013 Military Bowl). Offensively, the Terps passed for over 3,000 yards for only the fourth time in program history and the first time since 1994. Additionally, Maryland totaled over 500 yards of offense in its first three games, the first time that has happened since 1983.

On the defensive side of the ball, the Terps attacked opposing offenses and tied for third in the ACC in sacks (37) and averaged 2.85 sacks per game, tied for the 18th most in the nation. The unit also excelled on third down holding opponents to a 34.2 conversion rate, which was the 21st-best mark nationally.

Prior to coming to College Park, Edsall, a native of nearby Glen Rock, Pa, spent 12 seasons coaching the University of Connecticut Huskies where he took the program from FCS (formerly I-AA) to five bowl games, including a BCS bowl. The 2010 Big East Coach of the Year led the Huskies to a 33-19 record over his last four seasons there, including two bowl victories with his leadership resulting in UConn being the first program ever to go from FBS newcomer to BCS bowl participant in just seven seasons.

Edsall departed UConn as the school's all-time leader in career wins (74) and most games coached (144). He was a two-time recipient of the prestigious Bowl Championship Division Head Coach of the Year in New England by the Gridiron Club of Greater Boston (2007, 2010).

During his tenure at UConn, the Huskies finished in the top-20 nationally for total offense twice (2003, 2004) and total defense three times (2002, 2005, 2008). Under Edsall's guidance Connecticut defeated teams from the ACC, Big Ten, Big East, Big 12, C onference USA and the SEC.

In 2007, as Edsall continued to grow the program to prominence, the Huskies earned their first-ever national rankings peaking at No. 13 in the BCS standings in November. That year, they became just the second Big East team ever to go 7-0 at home and defeat three teams at home that were ranked in the top-10 during the season.

Off the field, just as he is doing at Maryland, Edsall's teams were strong in the classroom as well. In 2007, 2008 and 2009, UConn was recognized by the American Football Coaches Association for its high graduation rate. In 2003, UConn was the only public Division I-A school to graduate at least 90 percent of its football players and in 2005, it was one of only eight schools to both graduate 70 percent and win a bowl game.

When Edsall was named the head coach at Connecticut on December 21, 1998 he brought 19 years of coaching experience with him. He earned the job at Connecticut after a year as the defensive coordinator at Georgia Tech where the 14th-ranked Yellow Jackets went 9-2.

Prior to his season at Georgia Tech, Edsall spent three seasons under two-time Super Bowl Champion coach Tom Coughlin as the secondary coach for the NFL's Jacksonville Jaguars. During his time in Jacksonville, the expansion Jaguars reached the playoffs twice, including a berth in the 1996 AFC Championship Game.

Edsall began his coaching career in 1980 at his alma mater, Syracuse University. The former quarterback at Syracuse started as a graduate assistant (1980-82) before joining the staff in 1983 overseeing the running backs under head coach Dick MacPherson. Edsall oversaw the running backs for three years (1983-84 and 1986) and oversaw the tight ends in 1985 before making the switch to defense.

He coached the Syracuse defensive backs from 1987-90 and during that time the Orangemen were ranked among the Division I-A leaders in pass defense. After the 1990 season, Tom Coughlin, then coach of Boston College, hired Edsall to coach the defensive backs at BC.

The Edsall File

Full Name	Randy Douglas Edsall
Date of Birth	August 27, 1958
Hometown	Glen Rock, Pa.
Alma Mater	Syracuse, '80
Family	Wife, Eileen; Daughter, Alexi; Son, Corey
Playing Experience	Quarterback at Syracuse
Years in Coaching (College)	35 (31)

Coaching Experience

Maryland

2011- Head Coach

Connecticut

1999-2010 Head Coach

Georgia Tech

1998 Assistant Coach - Defensive Coordinator/Defensive Backs

Jacksonville Jaguars (NFL)

1994-97 Assistant Coach - Defensive Backs

Boston College

1991-93 Assistant Coach - Defensive Backs

Syracuse

1989-90	Assistant Coach - Recruiting Coordinator/Defensive Backs
1987-88	Assistant Coach - Defensive Backs
1986	Assistant Coach - Running Backs
1985	Assistant Coach - Tight Ends
1983-84	Assistant Coach - Running Backs
1980-82	Graduate Assistant

Edsall was a three-year letter winner in football, basketball and baseball at Susquehannock High School (Pa.) and was an all-state selection in all three sports as a senior, which led to induction into the York Area Sports Hall of Fame.

At Syracuse, he earned a bachelor's degree in physical education in 1980 and a master's degree in health and physical education in 1982.

Edsall and his wife, Eileen met at Syracuse University where she was a basketball and volleyball standout who was later inducted into the Syracuse University Hall of Fame. They have a daughter, Alexi and a son, Corey.

MARYLAND COACHING STAFF

OFFENSE



MIKE LOCKSLEY (Booth)
 Offensive Coordinator/Quarterbacks
 5th Year (10th overall) at Maryland (Towson, 1992)

- Offense averaged 28.5 points for first time in four seasons in 2014.
- Former quarterback C.J. Brown was responsible for 58 TDs in career - most in Maryland history.
- Named a top-25 recruiter by Rivals.com five times.



JOHN DUNN (Booth)
 Tight Ends/Recruiting Coordinators
 Fifth Year at Maryland (North Carolina, 05)

- Helped bring in a top-35 recruiting class in two of the last four years.
- Played quarterback and tight end at UNC.
- Served as a grad assistant at LSU prior to time at Maryland.



GREG STUDRAWA (Field)
 Offensive Line
 Second Year at Maryland (Bowling Green State, 1987)

- 26 years of collegiate coaching experience.
- Coached seven seasons at LSU including two as offensive coordinator before coming to UMD.
- Helped LSU to a national title and five SEC titles.
- Coached eight All-SEC performers and two All-Americans.



KEENAN MCCARDELL (Field)
 Wide Receivers
 Second Year at Maryland (UNLV, 1991)

- Spent 19 seasons in the NFL, 17 as a player.
- Two-time Pro Bowl selection and Super Bowl Champion.
- Coached the WRs for the Washington Redskins in 2010 and 2011.



TERRY RICHARDSON (Field)
 Running Backs
 First Year at Maryland (Syracuse, 1994)

- Spent four season in NFL as running back with Cincinnati, Philadelphia, Kansas City and Philadelphia.
- Coached RBs for Jacksonville Jaguars from 2013-14.
- RB coach under Randy Edsall at UConn from 1999-2010.

DEFENSE



KEITH DUDZINSKI (Field)
 Defensive Coordinator/Inside Linebackers
 Fifth Year at Maryland (New Haven, 1991)

- Named defensive coord. prior to 2015 season.
- Has coached five All-Americans in his career.
- Helped UMass reached the FCS title game in 2006.
- Led Minutemen defense that led the nation in scoring defense in 2005.



LYNDON JOHNSON (Booth)
 Assistant Head Coach/Outside Linebackers
 Fifth Year at Maryland (Connecticut, 1992)

- Is in his 15th season with head coach Randy Edsall.
- Helped Yannick Ngakoue earn All-Big Ten in 2014.
- Named assistant head coach prior to the 2014 season.



CHAD WILT (Field)
 Defensive Line
 Second Year at Maryland (Taylor, 1991)

- Coached Darius Kilgo in 2014 - 6th rd pick by Denver Broncos.
- Spent 2011-13 at Ball State as DL coach.
- Coached five All-Americans at Liberty from 2006-08.



DARRELL PERKINS (Booth)
 Defensive Backs
 First Year at Maryland (Wyoming, 1990)

- In 2014, spent season as cornerbacks coach at Old Dominion University.
- Coached at UConn from 2010-13 as defensive backs coach - under Randy Edsall in 2010.

THE BIG TEN CONFERENCE 2015 STANDINGS

EAST DIVISION	BIG TEN						OVERALL						Nu	Div.	Streak
	W	L	For	Opp	Hm	Rd	W	L	For	Opp	Hm	Rd			
Penn State	1	0	28	3	1-0	0-0	3	1	102	65	3-0	0-1	0-0	1-0	Won 3
Indiana	0	0	0	0	0-0	0-0	4	0	153	128	3-0	1-0	0-0	0-0	Won 4
Ohio State	0	0	0	0	0-0	0-0	4	0	138	49	3-0	1-0	0-0	0-0	Won 4
Michigan State	0	0	0	0	0-0	0-0	4	0	133	83	3-0	1-0	0-0	0-0	Won 4
Michigan	0	0	0	0	0-0	0-0	3	1	111	38	3-0	0-1	0-0	0-0	Won 3
Rutgers	0	1	3	28	0-0	0-1	2	2	127	92	2-1	0-1	0-0	0-1	Won 1
Maryland	0	0	0	0	0-0	0-0	2	2	118	131	2-1	0-1	0-0	0-0	Lost 1

WEST DIVISION	W	L	For	Opp	Hm	Rd	W	L	For	Opp	Hm	Rd	Nu	Div.	Streak
Iowa	0	0	0	0	0-0	0-0	4	0	151	71	3-0	1-0	0-0	0-0	Won 4
Northwestern	0	0	0	0	0-0	0-0	4	0	100	35	3-0	1-0	0-0	0-0	Won 4
Illinois	0	0	0	0	0-0	0-0	3	1	137	76	3-0	0-1	0-0	0-0	Won 1
Wisconsin	0	0	0	0	0-0	0-0	3	1	131	38	3-0	0-1	0-0	0-0	Won 3
Minnesota	0	0	0	0	0-0	0-0	3	1	77	74	2-1	1-0	0-0	0-0	Won 3
Nebraska	0	0	0	0	0-0	0-0	2	2	145	106	2-1	0-1	0-0	0-0	Won 1
Purdue	0	0	0	0	0-0	0-0	1	3	121	141	1-2	0-1	0-0	0-0	Lost 2

THIS WEEK IN THE BIG TEN

WEEK 5 SCHEDULE

Saturday, October 3

Army at Penn State (ESPNU)Noon
Iowa at Wisconsin (ESPN)Noon
Minnesota at Northwestern (BTN)Noon
Purdue at Michigan State (ESPN2)Noon
Nebraska at Illinois (BTN)3:30 pm
Ohio State at Indiana (ESPN2)3:30 pm
Michigan at Maryland (BTN)8 pm

2015 BIG TEN PLAYERS OF THE WEEK

Specialist of the Week William Likely, Week 1

2015 NATIONAL WEEKLY HONORS

Lou Groza Star of the Week Brad Craddock, Week 1

Paul Hornung Honor Roll William Likely, Week 1

William Likely, Week 3



MARYLAND'S RECORD WHEN...

MD's Record In...

September2-2
October0-0
November0-0

MD's Conference Record...

At home0-0
On the road0-0
Neutral0-0

MD's Non-Conference Record...

At home2-1
On the road0-1
Neutral0-0

MD vs. Ranked Teams...

At home0-0
On the road0-0
Neutral0-0

MD's Record in Games...

Decided by 1-3 points0-0
4-7 points0-0
8-10 points0-0
11-19 points1-0
20-29 points0-1
30+ points1-1

MD's Record When Scoring...

10 or fewer points0-1
11-19 points0-0
20-29 points0-1
30+ points2-0

MD's Record When Allowing...

10 or fewer points0-0
11-19 points1-0
20-29 points1-0
30+ points0-2

MD's Record in Games...

During the day2-2
At night0-0
Scoring first1-1
Opponent scores first1-1
Leading after the 1st quarter2-1
Trailing after the 1st quarter0-1
Tied after the 1st quarter0-0
Leading at halftime2-1
Trailing at halftime0-1
Tied at halftime0-0
Leading after the 3rd quarter2-0
Trailing after the 3rd quarter0-1
Tied after the 3rd quarter0-1
In overtime0-0

MD's Record When...

100-yard rusher1-1
100-yard receiver1-0
300-yard passer0-0
Less than 300 yards total offense0-0
300-399 yards total offense0-2
400-499 yards total offense2-0
500+ yards total offense0-0
Committing fewer turnovers0-0
Committing more turnovers2-2
Turnovers are equal0-0
No turnovers committed0-0

MD's Record When Allowing...

100-yard rusher0-2
100-yard receiver0-2
300-yard passer0-1
Less than 300 yards total offense1-0
300-399 yards total offense1-0
400-499 yards total offense0-0
500+ yards total offense0-2

The Last Time ...

Kickoff Returned for TD

Maryland – William Likely (100 yards) vs. Stanford, 12-30-14
Opponent – Sammy Watkins (89 yards), Clemson, 10-15-11

Blocked Punt Returned for TD

Maryland – Avery Thompson (0 yards) at USF, 09-06-14
Opponent – David Carter (10 yards), W. Virginia, 09-19-98

Punt Returned for TD

Maryland – William Likely (85 yards) vs. Bowling Green, 09-12-15
Opponent – Nick Williams (58 yards), Connecticut, 09-17-12

Interception Returned for TD

Maryland – William Likely (45 yards) vs. Iowa, 10-18-14
Opponent – RJ Williamson (22 yards), Michigan State, 11-15-14

Two Interceptions Returned for TD

Maryland – Ryan Donohue (25 yards), Kenny Tate (8 yards), vs. Wake Forest, 10-30-10
Opponent – N/A

Fumble Returned for TD

Maryland – Dexter McDougle (66 yards), NC State, 11-26-11
Opponent – Auggie Sanchez (21 yards), USF, 09-06-14

Recorded a Safety

Maryland – at Connecticut, 09-14-13 (M. Whitfield forces intentional grounding on Connecticut quarterback Chandler Whitmer)
Opponent – West Virginia, 9-13-14 (Blocked punt rolled through the back of the end zone)

Blocked a Punt

Maryland – Anthony Nixon at Syracuse, 09-20-14
Opponent – Jarrod Harper, West Virginia, 09-13-14

Blocked Two Punts

Maryland – LaQuan Williams and Nick Peterson vs. Wake Forest, 10-30-10
Opponent – N/A

Blocked a Field Goal

Maryland – Quinton Jefferson at West Virginia, 9-26-15
Opponent – Markus Kuhn, NC State, 11-26-11

Blocked a PAT

Maryland – Marcus Whitfield vs. Boston College, 11-23-13
Opponent – Antoni Allison, East Carolina, 12-29-10

Player Passed for 6 TDs

Maryland – None
Opponent – Matt Johnson (5, 58, 5, 27, 44, 14), vs. Bowling Green, 09-12-15

Player Scored 5 TDs

Maryland – Bob Shemonski (22 rush, 26 rush, 82 PR, 4 rush, 8 rush) vs. Va. Tech, 11-07-50
Opponent – Bernard Pierce (1 rush, 9 rush, 4 rush, 44 rush, 13 rush) vs. Temple, 09-24-11

Player Passed for 5 TDs

Maryland – Scott Milanovich (5, 14, 27, 5, 12) vs. NC State, 11-5-94
Opponent – Matt Johnson (5, 58, 5, 27, 44, 14), vs. Bowling Green, 09-12-15

Player Scored 4 TDs

Maryland – D.J. Adams (1 rush, 1 rush, 1 rush, 4 rush) vs. East Carolina, 12-29-10
Opponent – Bernard Pierce (1 rush, 9 rush, 4 rush, 44 rush, 13 rush) vs. Temple, 09-24-11

Player Scored 4 Rushing TDs

Maryland – D.J. Adams (1, 1, 1, 4) vs. East Carolina, 12-29-10
Opponent – Bernard Pierce (1 rush, 9 rush, 4 rush, 44 rush, 13 rush) vs. Temple, 09-24-11

Player Passed for 4 TDs

Maryland – Caleb Rowe (1, 70, 12, 22) vs. USF, 09-19-15
Opponent – Skyler Howard (7, 15, 41, 1), at West Virginia, 09-26-15

Player Scored 3 TDs

Maryland – C.J. Brown (11 rush, 8 rush, 2 rush) vs. James Madison, 08-30-14
Opponent – Melvin Gordon (6 rush, 1 rush, 3 rush), Wisconsin, 10-25-14

Player Scored 3 Rushing TDs

Maryland – C.J. Brown (11, 8, 2) vs. James Madison, 08-30-14
Opponent – R. Wright (1 rush, 3 rush, 1 rush), Wisconsin, 12-30-14

Player Passed for 3 TDs

Maryland – Caleb Rowe (1, 70, 12, 22) vs. USF, 09-19-15
Opponent – Skyler Howard (7, 15, 41, 1), at West Virginia, 09-26-15

Player Scored 3 Receiving TDs

Maryland – Torrey Smith (11, 10, 12, 71) vs. NC State, 11-27-10
Opponent – Tavon Austin (44, 24, 34) vs. West Virginia, 09-22-12

Three Players Scored 2 TDs

Maryland – Jermaine Lewis (5 rec, 27 rec), Mancel Johnson (14 rec, 12 rec), Geroy Simon (94 KOR, 5 rec) vs. NC State, 11-05-94
Opponent – Kelvin Benjamin (1 rush, 17 rush), Nick O'Leary (8 rec, 12 rec.), Karlos Williams (1 run, 17 run), Florida State, 10-05-13

Two Players Scored 2 TDs

Maryland – D.J. Adams (1 rush, 1 rush, 4 rush), Da'Rel Scott (61 rush, 91 rush) vs. East Carolina, 12-29-10
Opponent – R. Wright (1 rush, 3 rush, 1 rush), D. Cajuste (8 pass, 9 pass), Stanford, 12-30-14

Touchdown Pass By a Non-Quarterback

Maryland – Stefan Diggs, 8-yarder to Matt Furstenburg, at North Carolina, 11-24-12
Opponent – Michael Campanaro, 4-yarder to Tanner Price, Wake Forest, 10-19-13

50-Yd. Field Goal

Maryland – Brad Craddock (50 yards) vs. Rutgers, 11-29-14
Opponent – Griffin Oakes (58 yards), Indiana, 09-27-14

45-Yd. Field Goal

Maryland – Brad Craddock (57 yards) vs. Ohio State, 10-04-14
Opponent – Josh Lambert (48 yards), at West Virginia, 09-26-15

Five Field Goals

Maryland – Dale Castro (45, 29, 18, 32, 42) vs. Mississippi State, 09-22-79
Opponent – Nicholas Setta (51, 32, 18, 46, 24), Notre Dame, 08-31-02

Four Field Goals

Maryland – Nick Ferrara (24, 29, 28, 32) vs. Miami, 09-05-11
Opponent – Sam Ficken (47, 25, 46, 48), Penn State, 11-01-14

Three Field Goals

Maryland – Brad Craddock (34, 31, 30) vs. Richmond, 09-05-15
Opponent – Matt Wile (22, 33, 26), Michigan, 11-22-14

Three Field Goals 45 Yards or More

Maryland – None
Opponent – Sam Ficken (47, 46, 48), Penn State, 11-01-14

Three Field Goals 40 Yards or More

Maryland – None
Opponent – Sam Ficken (47, 46, 48), Penn State, 11-01-14

Two Field Goals 45 Yards or More

Maryland – Brad Craddock (48, 48) at Indiana, 09-27-14
Opponent – Sam Ficken (47, 46, 48), Penn State, 11-01-14

Two Field Goals 40 Yards or More

Maryland – Brad Craddock (48, 48) at Indiana, 09-27-14
Opponent – Sam Ficken (47, 46, 48), Penn State, 11-01-14

Four Field Goals 30 Yards or More

Maryland – Nick Novak (54, 34, 31, 48) vs. Duke, 10-11-03
Opponent – None

Three Field Goals 30 Yards or More

Maryland – Brad Craddock (34, 31, 30) vs. Richmond, 09-05-15
Opponent – Sam Ficken (47, 46, 48), Penn State, 11-01-14

Two-Point Conversion by Rush

Maryland – Davin Meggett vs. West Virginia, 09-17-11
Opponent – Drew Dudzik, James Madison, 09-12-09

Two-Point Conversion by Pass

Maryland – C.J. Brown to Derrick Hayward vs. Michigan State, 11-15-14
Opponent – Chandler Whitmer to Jeremy Davis, at Connecticut, 09-14-13

Missed PAT (kick)

Maryland – Brad Craddock vs. Richmond, 09-05-15
Opponent – David Scully, Georgia Tech, 11-3-12

Defensive Extra-Point

Maryland – Anthony Nixon (98-yd. PAT return) vs. Boston College, 11-23-13
Opponent – L. Grant (100-yd. Interception return), Duke, 10-26-96

40 Rushing Attempts

Maryland – Charlie Wysocki (50-217) at Duke, 10-25-80
Opponent – Montel Harris (41-142), Boston College, 11-28-09

30 Rushing Attempts

Maryland – Lance Ball (32-109), vs. Boston College, 11-10-07
Opponent – Andre Williams (32-263), Boston College, 11-23-13

30 Rushing Attempts in One Half

Maryland – Charlie Wysocki (32) at Duke, 10-25-80

300 Rushing Yards

Maryland – LaMont Jordan (37-306) vs. Virginia, 11-20-99
Opponent – John Leach (46-329), Wake Forest, 11-20-93

200 Rushing Yards

Maryland – Da'Rel Scott (13-201) vs. East Carolina, 12-29-10
Opponent – Andre Williams (32-263), Boston College, 11-23-13

150 Rushing Yards

Maryland – Brandon Ross (18-150) vs. Richmond, 09-05-15
Opponent – Terrel Hunt (23-156), Syracuse, 09-20-14

100 Rushing Yards

Maryland – Brandon Ross (18-150) vs. Richmond, 09-05-15
Opponent – W. Smallwood (22-147) at West Virginia, 09-26-15

100 Rushing Yards in 1st Half

Maryland – Brandon Ross (12-129) at West Virginia, 09-26-15
Opponent – Incomplete

100 Rushing Yards by a Quarterback

Maryland – C.J. Brown (13-107) vs. Rutgers, 11-29-14
Opponent – Terrel Hunt (23-156), Syracuse, 09-20-14

Two Players with 100 Rushing Yards

Maryland – Brandon Ross (108) and C.J. Brown (107) vs. Rutgers, 11-29-14
Opponent – Yvenson Bernard (177) and James Rodgers (115), Oregon State, 12-28-07

Three Players with 100 Rushing Yards

Maryland – Richard Jennings (136), Steve Atkins (126) and Jamie Franklin (105) vs. Virginia, 11-22-75

90-Yd. TD Run

Maryland – Da'Rel Scott (91) vs. East Carolina, 12-29-10

80-Yd. TD Run

Maryland – Da'Rel Scott (91) vs. East Carolina, 12-29-10

75-Yd. TD Run

Maryland – C.J. Brown (75) vs. West Virginia, 9-13-14

75-Yd. Non-Scoring Run

Maryland – Darrius Heyward-Bey (76), at Clemson, 09-27-08

50-Yd. Non-Scoring Run

Maryland – C.J. Brown (64) vs. FIU, 08-31-13
Opponent – Joe Kerridge (52), Michigan, 11-22-14

50-Yd. TD Run

Maryland – C.J. Brown (75) vs. West Virginia, 9-13-14
Opponent – Tanner McEvoy (60), Wisconsin, 10-25-14

50 Pass Attempts

Maryland – Danny O'Brien (34-52-3, 289, 1 TD) vs. West Virginia, 09-17-11
Opponent – Matt Johnson (36-55-1, 491, 6 TDs), vs. Bowling Green, 09-12-15

40 Pass Attempts

Maryland – C.J. Brown (20-43-3) vs. Michigan State, 11-15-14
Opponent – Matt Johnson (36-55-1, 491, 6 TDs), vs. Bowling Green, 09-12-15

35 Pass Attempts

Maryland – C.J. Brown (20-43-3) vs. Michigan State, 11-15-14
Opponent – Matt Johnson (36-55-1, 491, 6 TDs), vs. Bowling Green, 09-12-15

40 Pass Completions

Maryland – Scott Milanovich (46-62-1, 380, 1 TD) at Florida St., 11-18-95

30 Pass Completions

Maryland – Danny O'Brien (34-52-3, 289, 1 TD) vs. West Virginia, 09-17-11
Opponent – Matt Johnson (36-55-1, 491, 6 TDs), vs. Bowling Green, 09-12-15

25 Pass Completions

Maryland – Danny O'Brien (34-52-3, 289, 1 TD) vs. West Virginia, 09-17-11
Opponent – Matt Johnson (36-55-1, 491, 6 TDs), vs. Bowling Green, 09-12-15

400 Passing Yards

Maryland – Danny O'Brien (417) vs. NC State, 11-27-10
Opponent – Matt Johnson (491), vs. Bowling Green, 09-12-15

300 Passing Yards

Maryland – Caleb Rowe (332) vs. Virginia, 10-26-13
Opponent – Matt Johnson (491), vs. Bowling Green, 09-12-15

250 Yards Passing

Maryland – Caleb Rowe (297) vs. USF, 09-19-15
Opponent – Skyler Howard (294), at West Virginia, 09-26-15

10 Receptions

Maryland – Stefon Diggs (10-138) vs. Stanford, 12-30-14
Opponent – Roger Lewis (15-200), vs. Bowling Green, 09-12-15

Two Players with 10 Receptions

Maryland – Walt Williams (11-84) and Geroy Simon (10-80) at Syracuse, 11-19-94
Opponent – Kevin White (13-216) and Mario Alford (11-131), West Virginia, 9-13-14

100 Receiving Yards

Maryland – Levern Jacobs (10-107) vs. USF, 09-19-15
Opponent – Shelton Gibson (6-118), at West Virginia, 09-26-15

Two Players with 100 Receiving Yards

Maryland – Stefon Diggs (6-112) and Deon Long (10-108) at Indiana, 09-27-14
Opponent – Lewis (15-200) and Rhodes (2-108) vs. Bowling Green, 09-12-15

Player with 100 Rushing Yards and 100 Receiving Yards

Opponent – Mikell Simpson (Rushing: 16-119; Receiving: 13-152),
Virginia, 10-20-07

Three Players with 100 Receiving Yards

Maryland – Jason Kremus (119), Mancel Johnson (106) and Russ Weaver (105) at Wake Forest, 11-20-93
Opponent – Janarion Grant (8-105), Leonte Carroo (6-104-2), Andre Patton (8-101-2), Rutgers, 11-29-14

200 Receiving Yards

Maryland – Torrey Smith (14-224), NC State, 11-27-10
Opponent – Roger Lewis (15-200), vs. Bowling Green, 09-12-15

90-Yard TD Reception

Maryland – C.J. Brown to Brandon Ross (90) at Syracuse, 09-20-14
Opponent – Shawn Halloran to Troy Stradford (90), Boston College, 10-11-86

80-Yard TD Reception

Maryland – C.J. Brown to Brandon Ross (90) at Syracuse, 09-20-14
Opponent – Josh Padrick to Samuel Smith (89), FIU, 09-23-06

75-Yard Non-Scoring Reception

Maryland – Caleb Rowe to Brandon Ross (77) vs. Virginia, 10-12-13
Opponent – C. Randolph to Jax Landfried (78), Wake Forest, 12-30-02

75-Yard TD Reception

Maryland – C.J. Brown to Brandon Ross (90) at Syracuse, 09-20-14
Opponent – Chandler Whitmer to Shakim Phillips (75), Connecticut, 09-14-13

50-Yard Non-Scoring Reception

Maryland – C.J. Brown to Deon Long (50) vs. Michigan State, 11-15-14
Opponent – Matt Johnson to Robbie Rhodes (64) vs. Bowling Green, 09-12-15

50-Yard TD Reception

Maryland – Caleb Rowe to Taivon Jacobs (70), vs. USF 09-19-15
Opponent – Matt Johnson to Roger Lewis (58) vs. Bowling Green, 09-12-15

Player Recorded 15 or More Tackles

Maryland – Cole Farrand (18) vs. Michigan State, 11-15-14
Opponent – Danzel White (15), Towson, 10-01-11

Player Recorded 20 or More Tackles

Maryland – Cole Farrand (23) vs. Clemson, 10-26-13
Opponent – N/A

Player Recorded 3.0 or More Sacks

Maryland – Yannick Ngakoue (3.0) vs. Bowling Green, 09-12-15
Opponent – Jeremiah Attaochu (3.0) vs. Georgia Tech, 11-3-12

Player Recorded 2.0 or More Sacks

Maryland – Roman Braglio (2.0) vs. USF, 09-19-15
Opponent – J. Vaughters (2.0), Stanford, 12-30-14

Team Gained 300 Rushing Yards

Maryland – vs. Richmond (342), 09-05-15
Opponent – at West Virginia (341), 09-26-15

Team Gained 400 Rushing Yards

Maryland – vs. Virginia (445), 11-20-99
Opponent – Navy (412), 09-06-10

Team Failed to Gain 100 Rushing Yards

Maryland – vs. Stanford (17), 12-30-14
Opponent – Penn State (42), 11-01-14

Team Failed to Gain 50 Rushing Yards

Maryland – vs. Stanford (17), 12-30-14
Opponent – Penn State (42), 11-01-14

Team Failed to Gain 25 Rushing Yards

Maryland – vs. Stanford (17), 12-30-14
Opponent – Boston College (8), 10-27-12

Team Gained 300 Passing Yards

Maryland – at Indiana (361), 09-27-14
Opponent – Bowling Green (491), 09-12-15

Team Gained 400 Passing Yards

Maryland – vs. NC State (417), 11-27-10
Opponent – Bowling Green (491), 09-12-15

Team Gained 500 Passing Yards

Maryland – N/A
Opponent – West Virginia (511), 9-13-14

Team Failed to Gain 100 Passing Yards

Maryland – at Clemson (41), 11-10-12
Opponent – USF (60), 09-19-15

Team Failed to Gain 50 Passing Yards

Maryland – at Clemson (41), 11-10-12
Opponent – Georgia Tech (31), 11-3-12

Team Gained 400 Yards of Total Offense

Maryland – Richmond (411), 09-19-15
Opponent – Bowling Green (692), 09-12-15

Team Gained 500 Yards of Total Offense

Maryland – at Connecticut (501), 09-14-13
Opponent – at West Virginia (601), 09-26-15

Team Gained 600 Yards of Total Offense

Maryland – at Duke (685), 09-25-04
Opponent – at West Virginia (601), 09-26-15

Team Failed to Gain 200 Yards of Total Offense

Maryland – at Penn State (196), 11-01-14
Opponent – West Virginia (175), 09-21-13

Scored 50 Points or more

Maryland – Richmond (51), 09-05-15
Opponent – Wisconsin (52), 10-25-14

Scored 50 Points or more (Conference Game)

Maryland – vs. Wake Forest (62-14), 10-30-10
Opponent – Wisconsin (52), 10-25-14

Shutout

Maryland – at Florida State (0-63), 10-05-13
Opponent – West Virginia (37-0), 09-21-13

Shutout (Conference Game)

Maryland – at Florida State (0-63), 10-05-13
Opponent – Wake Forest (26-0), 10-18-08

Terps Played in an Overtime Game

at Virginia Tech (W-1 OT, 27-24), 11-16-13
All-time record in overtime games, 5-3 (2-0 at home, 3-3 on the road)

Team Scored 28 Points or More In a Qtr

Maryland – vs. Rutgers (28, 2nd Qtr.), 11-29-14
Opponent – Bowling Green (28, 4th Qtr.), 09-12-15

Team Scored 21 Points or More In a Qtr

Maryland – Richmond (21, 4th Qtr.), 09-05-15
Opponent – West Virginia (21, 4th Qtr.), 09-26-15

MARYLAND SINGLE GAME, SEASON & CAREER RECORDS

RUSHING RECORDS

Career Yards

1. LaMont Jordan, 1997-00	4,147
2. Charlie Wysocki, 1978-81	3,317
3. Steve Atkins, 1975-78	2,971
4. Lance Ball, 2004-07	2,487
5. Bruce Perry, 1999, 2001-03	2,424
6. Rick Badanjek, 1982-85	2,417
7. Davin Meggett, 2008-11	2,411
8. Da'Rel Scott, 2007-10	2,401
9. Louis Carter, 1972-74	2,266
10. Alvin Blount, 1983-86	2,158
11. Willie Joyner, 1980-83	2,140
12. Josh Allen, 2002-03, 2005-06	1,958
13. Brandon Ross, 2012-	1,943
14. Billy Lovett, 1966-68	1,913
15. Ed Modzelewski, 1949-51	1,893

Season Yards

1. LaMont Jordan (Jr.), 1999	1,632
2. Charlie Wysocki (Jr.), 1980	1,359
3. Steve Atkins (Sr.), 1978	1,261
4. Bruce Perry (So.), 2001	1,242
5. Chris Downs (Sr.), 2002	1,154
6. Charlie Wysocki (So.), 1979	1,140
7. Da'Rel Scott (So.), 2008	1,133
8. Willie Joyner (Jr.), 1982	1,039
9. Louis Carter (Sr.), 1974	991
10. Billy Lovett (Sr.), 1968	963
11. Art Seymore (So.), 1970	945
12. Josh Allen (So.), 2003	922
13. LaMont Jordan (Sr.), 2000	920
14. Willie Joyner (Sr.), 1983	908
15. LaMont Jordan (So.), 1998	906

Single-Game Yards

1. LaMont Jordan vs. Virginia, 1999	306
2. Bruce Perry vs. Wake Forest, 2001	276
3. Josh Allen vs. Virginia, 2003	257
4. Willie Joyner vs. No. Carolina, 1982	240
5. Bruce Perry vs. Wake Forest, 2003	237
George Scott vs. Villanova, 1977	237
7. LaMont Jordan vs. Duke, 1999	227
8. Charlie Wysocki vs. Louisville, 1979	222
9. Rick Badanjek vs. Virginia, 1984	217
10. Charlie Wysocki vs. Duke, 1980	216
11. Steve Atkins vs. Syracuse, 1976	215
12. Alvin Blount vs. Clemson, 1984	214
13. Louis Carter vs. Virginia, 1974	213
14. Chris Downs vs. Georgia Tech, 2002	212
15. Charlie Wysocki vs. Virginia, 1979	202

Career Touchdowns

1. Rick Badanjek, 1982-85	44
2. LaMont Jordan, 1997-2000	36
3. Steve Atkins, 1975-78	31
4. Lance Ball, 2004-07	26
Charlie Wysocki, 1978-81	26
6. Louis Carter, 1972-74	25
C.J. Brown, 2011-14	25
8. Josh Allen, 2002-03, 2005-06	21
Ed Modzelewski, 1949-51	21
10. Keon Lattimore, 2004-07	19
Buddy Rodgers, 1994-97	19
12. Davin Meggett, 2008-11	18
Tommy Neal, 1983-86	18
Ed Vereb, 1953-55	18
Bob Shemonski, 1949-51	18
Da'Rel Scott, 2007-10	17
Bruce Perry, 1999, 2001-2003	17

Season Touchdowns

1. LaMont Jordan (Jr.), 1999	16
2. Rick Badanjek (Jr.), 1984	15
Bob Shemonski (Jr.), 1950	15
4. Louis Carter (Jr.), 1973	14
Ed Vereb (Sr.), 1955	14
6. Keon Lattimore (Sr.), 2007	13
Chris Downs (Sr.), 2002	13
8. C.J. Brown (Sr.), 2013	12
Lance Ball (Sr.), 2007	12
Rick Badanjek (Sr.), 1985	12
11. D.J. Adams (Fr.), 2010	11
LaMont Jordan (Sr.), 2000	11
Charlie Wysocki (Jr.), 1980	11
Ed Modzelewski (Sr.), 1951	11
Lu Gambino (Sr.), 1947	11

Single-Game Touchdowns

1. Bob Shemonski vs. Va. Tech, 1950	5
2. D.J. Adams vs. East Carolina, 2010	4
Chris Downs vs. North Carolina, 2002	4
LaMont Jordan vs. Clemson, 1999	4
Charlie Wysocki vs. Virginia, 1981	4
6. C.J. Brown vs. James Madison, 2014	3
C.J. Brown vs. NC State, 2013	3
D.J. Adams vs. Virginia, 2010	3
Lance Ball vs. Georgia Tech, 2007	3
Keon Lattimore vs. Villanova, 2007	3
Chris Downs vs. Georgia Tech, 2002	3
Bruce Perry vs. E. Michigan, 2001	3
LaMont Jordan vs. Middle Tennessee State, 2000	3
LaMont Jordan vs. Western Carolina, 1999	3
Rick Badanjek vs. No. Carolina, 1984	3
Rick Badanjek vs. NC State, 1984	3
John Nash vs. Wake Forest, 1982	3
Steve Atkins vs. Duke, 1978	3
George Scott vs. Villanova, 1977	3
Steve Atkins vs. Duke, 1977	3
Steve Atkins vs. Syracuse, 1977	3
Louis Carter vs. Clemson, 1973	3
Dennis O'Hara vs. Wake Forest, 1969	3
Dennis Condie vs. Virginia, 1960	3
Jim Joyce vs. Virginia, 1959	3
John Forbes vs. Miami, 1958	3

PASSING RECORDS

Career Completions

1. Scott Milanovich, 1992-95	650
2. Chris Turner, 2007-09	547
3. Boomer Esiason, 1981-83	461
4. C.J. Brown, 2011-14	437
5. Sam Hollenbach, 2003-06	417
6. Neil O'Donnell, 1987-89	387
7. Dan Henning, 1985-87	353
8. Brian Cummings, 1994-97	344
9. Danny O'Brien, 2010-11	342
10. Scott McBrien, 2002-03	335
11. John Kaleo, 1991-92	305
12. Dick Shiner, 1961-63	287
13. Shaun Hill, 2000-01	270
Scott Zolak, 1988-90	270
15. Stan Gelbaugh, 1981-85	251

Season Completions

1. John Kaleo (Sr.), 1992	286
2. Scott Milanovich (So.), 1993	279
3. Scott Milanovich (Jr.), 1994	229
4. Scott Zolak (Sr.), 1990	225
5. Chris Turner (Jr.), 2008	214
6. Sam Hollenbach (Sr.), 2006	203
7. Shaun Hill (Sr.), 2001	197
8. Dan Henning (Jr.), 1986	196
9. Danny O'Brien (Fr.), 2010	192
Sam Hollenbach (Jr.), 2005	192
11. C.J. Brown (Gr.), 2014	189
12. Chris Turner (Sr.), 2009	180
13. Boomer Esiason (Jr.), 1982	176
14. Scott McBrien (Sr.), 2003	173
15. C.J. Brown (Sr.), 2013	166
Stan Gelbaugh (Sr.), 1985	166

Single-Game Completions

1. Scott Milanovich vs. Florida St., 1995	46
2. Scott Milanovich vs. Wake Forest, 1993	37
3. Scott Milanovich vs. Syracuse, 1994	35
Scott Milanovich vs. W. Virginia, 1993	35
5. Danny O'Brien vs. W. Virginia, 2011	34
Scott Milanovich vs. No. Carolina, 1993	34
7. Danny O'Brien vs. NC State, 2010	33
Chris Turner vs. Boston College, 2008	33
9. Scott Milanovich vs. Wake Forest, 1995	32
Scott Milanovich vs. Virginia, 1994	32
Scott Milanovich vs. NC State, 1994	32
John Kaleo vs. Virginia, 1992	32
13. Danny O'Brien vs. Miami, 2011	31
John Kaleo vs. No. Carolina, 1992	31

MARYLAND SINGLE GAME, SEASON & CAREER RECORDS

Career Yards

1. Scott Milanovich, 1992-95	7,301
2. Chris Turner, 2007-09	6,543
3. Boomer Esiason, 1981-83	6,259
4. C.J. Brown, 2011-14	5,372
5. Scott McBrien, 2002-2003	5,169
6. Sam Hollenbach, 2003-06	5,139
7. Neil O'Donnell, 1987-89	4,989
8. Dan Henning, 1985-87	4,560
9. Danny O'Brien, 2010-11	4,086
10. Brian Cummings, 1994-97	4,080
11. John Kaleo, 1991-92	3,660
12. Stan Gelbaugh, 1981-85	3,659
13. Dick Shiner, 1961-63	3,410
14. Bob Avellini, 1972-74	3,222
15. Shaun Hill, 2000-01	3,159
16. Scott Zolak, 1988-90	3,124

Season Yards

1. Scott Milanovich (So.), 1993	3,499
2. John Kaleo (Sr.), 1992	3,392
3. Dan Henning (Jr.), 1986	2,725
4. Scott McBrien (Sr.), 2003	2,672
5. Scott Zolak (Sr.), 1990	2,589
6. Sam Hollenbach (Jr.), 2005	2,539
7. Chris Turner (Jr.), 2008	2,516
8. Scott McBrien (Jr.), 2002	2,497
9. Stan Gelbaugh (Sr.), 1985	2,475
10. Danny O'Brien (Fr.), 2010	2,438
11. Scott Milanovich (Jr.), 1994	2,394
12. Shaun Hill (Sr.), 2001	2,380
13. Sam Hollenbach (Sr.), 2006	2,371
14. Boomer Esiason (Sr.), 1983	2,322
15. Boomer Esiason (Jr.), 1982	2,302
16. C.J. Brown (Sr.), 2013	2,288

Single-Game Yards

1. Scott Milanovich vs. Va. Tech, 1993	498
2. Scott Milanovich vs. W. Virginia, 1993	451
3. John Kaleo vs. Clemson, 1992	418
4. Danny O'Brien vs. NC State, 2010	417
5. Scott Milanovich vs. Wake Forest, 1993	416
6. John Kaleo vs. Pittsburgh, 1992	415
7. Scott Milanovich vs. Duke, 1993	414
8. Scott Milanovich vs. No. Carolina, 1993	405
John Kaleo vs. Wake Forest, 1992	405
10. Scott McBrien vs. West Virginia (Gator Bowl), 2004	381
11. Scott Milanovich vs. Florida St., 1995	380

Career Touchdowns

1. Scott Milanovich, 1992-95	49
2. Boomer Esiason, 1981-83	42
3. Scott McBrien, 2002-2003	34
4. C.J. Brown, 2011-	33
5. Chris Turner, 2007-09	30
6. Danny O'Brien, 2010-11	29
7. Sam Hollenbach, 2003-06	28
8. Neil O'Donnell, 1987-89	26
9. Dan Henning, 1985-87	24
Alan Pastrana, 1965-68	23
11. Brian Cummings, 1994-97	22
Jack Scarbath, 1950-52	22
Dick Shiner, 1961-63	21
14. Stan Gelbaugh, 1981-85	20
15. Shaun Hill, 2000-01	19

Season Touchdowns

1. Scott Milanovich (So.), 1993	26
2. Danny O'Brien (Fr.) 2010	22
3. Scott Milanovich (Jr.), 1994	20
4. Scott McBrien (Sr.), 2003	19
5. Boomer Esiason (Jr.), 1982	18
6. John Kaleo (Sr.), 1992	17
Alan Pastrana (Jr.), 1966	17
8. Sam Hollenbach (Sr.), 2006	15
Scott McBrien (Jr.), 2002	15
Dan Henning (Jr.), 1986	15
Stan Gelbaugh (Sr.), 1985	15
Boomer Esiason (Sr.), 1983	15
13. C.J. Brown (Gr.), 2014	13
C.J. Brown (Sr.), 2013	13
Chris Turner (Jr.), 2008	13
Shaun Hill (Sr.), 2001	13
Sam Hollenbach (Jr.), 2005	13

Single-Game Touchdowns

1. Scott Milanovich vs. NC State, 1994	5
Scott Milanovich vs. Wake Forest, 1993	5
Scott Milanovich vs. W. Virginia, 1993	5
Scott Milanovich vs. No. Carolina, 1993	5
John Kaleo vs. Clemson, 1992	5
6. Caleb Rowe vs. USF, 2015	4
Danny O'Brien vs. NC State, 2010	4
Danny O'Brien vs. Wake Forest, 2010	4
Joel Statham vs. Duke, 2004	4
Scott McBrien vs. North Carolina, 2003	4
Scott Milanovich vs. Ga. Tech, 1994	4
Scott Milanovich vs. Va. Tech, 1993	4
Mark Manges vs. Villanova, 1975	4

RECEIVING RECORDS

Career Receptions

1. Jermaine Lewis, 1992-95	193
2. Geroy Simon, 1993-96	185
3. Torrey Smith, 2008-10	152
4. Stefon Diggs, 2012-	150
5. Darrius Heyward-Bey, 2006-08	138
6. Frank Wycheck, 1990-92	134
7. Russ Weaver, 1992-94	120
8. Guillian Gary, 1998-2001	113
9. Azizuddin Abdur-Ra'ooof, 1984-87	108
10. Barry Johnson, 1987-90	106
11. Ferrell Edmunds, 1984-87	101
Marcus Badgett, 1989-92	100
Frank Russell, 1972-74	100
14. Greg Hill, 1982-84	97
15. Mancel Johnson, 1993-96	94

Season Receptions

1. Geroy Simon (So.), 1994	77
2. Marcus Badgett (Sr.), 1992	75
3. Russ Weaver (Jr.), 1993	69
4. Torrey Smith (Jr.), 2010	67
5. Jermaine Lewis (Sr.), 1995	66
6. Stefon Diggs (Jr.), 2014	62
7. Torrey Smith (So.), 2009	61
8. Frank Wycheck (Fr.), 1990	58
9. Richie Harris (Sr.), 1992	56
10. Stefon Diggs (Fr.), 2012	54
Geroy Simon (Jr.), 1995	54
12. Jermaine Lewis (So.), 1993	52
Dan Prunzik (Sr.), 1992	52
14. Darrius Heyward-Bey (So.), 2007	51
Vernon Davis (Jr.), 2005	51
Allen Williams (Sr.), 1994	51
Greg Hill (Sr.), 1984	51

Single-Game Receptions

1. Geroy Simon vs. Florida St., 1995	16
2. Torrey Smith vs. NC State, 2010	14
Russ Weaver vs. Wake Forest, 1993	14
Frank Wycheck vs. Va. Tech, 1990	14
5. Jermaine Lewis vs. Ga. Tech, 1995	13
6. Frank Wycheck vs. NC State, 1990	12
7. Darrius Heyward-Bey vs. Wake Forest, 2008	11
Jermaine Lewis vs. NC State, 1995	11
Allen Williams vs. Syracuse, 1994	11
Geroy Simon vs. W. Virginia, 1994	11
Marcus Badgett vs. Wake Forest, 1992	11
Marcus Badgett vs. Pittsburgh, 1992	11
John Tice vs. Clemson, 1982	11
Stefon Diggs vs. Boston College, 2012	11

MARYLAND SINGLE GAME, SEASON & CAREER RECORDS

Career Yards

1. Jermaine Lewis, 1992-95	2,932
2. Stefon Diggs, 2012-14	2,227
3. Torrey Smith, 2008-10	2,215
4. Darrius Heyward-Bey, 2006-08	2,089
5. Geroy Simon, 1993-96	2,059
6. Azizuddin Abdur-Ra'oof, 1984-87	1,895
7. Marcus Badgett, 1989-92	1,748
Barry Johnson, 1987-90	1,721
Greg Hill, 1982-84	1,721
10. Ferrell Edmunds, 1984-87	1,641
11. Guilian Gary, 1998-2001	1,552
12. James Milling, 1984-87	1,446
13. Russell Davis, 1981-83	1,408
14. Vernon Davis, 2003-05	1,371
15. Frank Russell, 1972-74	1,344

Season Yards

1. Marcus Badgett (Sr.), 1992	1,240
2. Torrey Smith (Jr.), 2010	1,055
3. Jermaine Lewis (So.), 1993	957
4. Jermaine Lewis (Sr.), 1995	937
5. Geroy Simon (So.), 1994	891
6. Vernon Davis (Jr.), 2005	871
7. Stefon Diggs (Fr.), 2012	848
8. Torrey Smith (So.), 2009	824
9. Greg Hill (Sr.), 1984	820
10. Stefon Diggs (Jr.), 2014	792
11. Darrius Heyward-Bey, (So.), 2007	786
12. Guilian Gary (Sr.), 2001	727
13. Darrius Heyward-Bey (Fr.), 2006	694
14. Jermaine Lewis (Jr.), 1994	692
15. Barry Johnson (Jr.), 1989	689

Single-Game Yardage

1. Marcus Badgett vs. Pittsburgh, 1992	251
2. Jermaine Lewis vs. No. Carolina, 1993	250
3. Torrey Smith vs. NC State, 2010	224
4. James Milling vs. No. Carolina, 1986	220
5. Marcus Badgett vs. Duke, 1992	218
6. Jermaine Lewis vs. Duke, 1995	205
7. Jermaine Lewis vs. Ga. Tech, 1995	189
8. Russell Davis vs. Penn State, 1982	188
9. Marcus Badgett vs. Wake Forest, 1992	187
10. Marcus Badgett vs. Clemson, 1992	184
11. Greg Hill vs. Miami, 1984	182

Career Touchdowns

1. Jermaine Lewis, 1992-95	21
2. Torrey Smith, 2008-10	19
3. Greg Hill, 1982-84	18
4. Stefon Diggs, 2012-	14
5. Darrius Heyward-Bey, 2006-08	13
Guilian Gary, 1998-2001	13
7. Gary Collins, 1959-61	12
8. Marcus Badgett, 1989-92	11
Barry Johnson, 1987-90	11
10. Mancel Jonsson, 1993-96	10
Geroy Simon, 1993-96	10
Azizuddin Abdur-Ra'oof, 1984-87	10
Ferrell Edmunds, 1984-87	10
Dan Bungori, 1971-73	10
15. Vernon Davis, 2003-05	9
Vernon Joines, 1985-88	9
Mike Lewis, 1979-82	9

Season Touchdowns

1. Torrey Smith (Jr.), 2010	12
2. Jermaine Lewis (Jr.), 1994	9
Marcus Badgett (Sr.), 1992	9
4. Dan Bungori (So.), 1971	8
5. Guilian Gary (Jr.), 2000	7
Jermaine Lewis (So.), 1993	7
Greg Hill (Jr.), 1983	7
Greg Hill (So.), 1982	7
Billy Van Heusen (Jr.), 1966	7
Darryl Hill (Jr.), 1963	7
11. Vernon Davis (Jr.), 2005	6
Latrez Harrison (Sr.), 2003	6
Guilian Gary (Sr.), 2001	6
Barry Johnson (Jr.), 1989	6
James Milling (Jr.), 1986	6
Don Ratliff (Sr.), 1972	6
Stefon Diggs (Fr.), 2012	6

Single-Game Touchdowns

1. Torrey Smith vs. NC State, 2010	4
2. Vernon Davis vs. Duke, 2004	3
Guilian Gary vs. Georgia Tech, 2000	3
Jermaine Lewis vs. W. Virginia, 1993	3
James Milling vs. No. Carolina, 1986	3
6. 37 players	2
(last time: Marcus Leak vs. USF, 9/6/2014)	

DEFENSIVE RECORDS

Career Tackles (since 1969)

1. Eric Wilson, 1981-84	481
2. E.J. Henderson, 1999-2002	473
3. Chuck Faucette, 1983-86	466
4. D'Qwell Jackson, 2002-05	447
5. Ratcliff Thomas, 1993-96	424
6. Eric Barton, 1995-98	417
7. Mike Jarmolowich, 1989-92	414
8. Brad Carr, 1974-77	386
9. Scott Saylor, 1987-89	382
10. Alex Wujciak, 2008-10	381
11. Bruce Palmer, 1976-78	351
12. Aaron Thompson, 1998-2001	348
13. Mike Corvino, 1979-82	347
14. Ted Klaube, 1975-77	344
15. Demetrius Hartsfield, 2009-12	338

Season Tackles (since 1969)

1. Neal Olkewicz (Sr.), 1978	188
2. Ted Klaube (Sr.), 1977	186
3. Eric Wilson (Jr.), 1983	178
4. E.J. Henderson (Sr.), 2002	175
5. Harry Walters (Jr.), 1974	173
6. Kevin Walker (Sr.), 1987	172
7. Eric Wilson (Sr.), 1984	160
8. Eric Barton (Sr.), 1998	159
Brian Matera (Sr.), 1979	159
10. Brad Carr (Jr.), 1976	157
11. Mike Jarmolowich (Jr.), 1991	153
12. Chuck Faucette (Sr.), 1986	151
Bruce Palmer (Sr.), 1978	151
14. E.J. Henderson (Jr.), 2001	150
15. Kevin Benson (Sr.), 1975	149

Career TFL (since 1974)

1. E.J. Henderson, 1999-02	62.5
2. Aaron Thompson, 1998-01	45
3. Andre Monroe, 2011-14	38.5
4. Charles Johnson, 1976-78	37
5. Mike Corvino, 1979-82	36
6. Eric Ogbogu, 1994-97	35.5
7. Randy Starks, 2001-03	34.0
8. Shawne Merriman, 2003-04	32.5
9. Al Wallace, 1993-96	32
Joe Vellano, 2009-12	32
11. Delbert Cowsette, 1996-99	31
12. Gurnest Brown, 1979-82	27
Demetrius Hartsfield, 2009-12	27
14. Mike Whaley, 2000-01	26
15. Jeremy Navarre, 2005-08	25.5

MARYLAND SINGLE GAME, SEASON & CAREER RECORDS

Season TFL (since 1974)

1. E.J. Henderson (Jr.), 2001	28
2. Randy White (Sr.), 1974	24
3. E.J. Henderson (Sr.), 2002	19.5
4. Charles Johnson (Sr.), 1978	18
5. Andre Monroe (Jr.), 2013	17
Shawne Merriman (So.), 2004	17
Aaron Thompson (So.), 1999	17
Kris Jenkins (Sr.), 2000	17
Bruce Palmer (Sr.), 1978	17
10. Jack Bradford (Sr.), 1990	16
Bruce Mesner (Sr.), 1985	16
12. Marcus Whitfield (Sr.), 2013	15.5
13. Eric Ogbogu (Jr.), 1996	15
Eric Hicks (Jr.), 1996	15
Gurnest Brown (Jr.), 1981	15

Career TFL Yards (since 1974)

1. Andre Monroe, 2011-14	212
2. E.J. Henderson, 1999-2002	207
3. Mike Corvino, 1979-82	206
4. Charles Johnson, 1976-78	205
5. Aaron Thompson, 1998-2001	197
6. Shawne Merriman, 2002-03	170
7. James Shaffer, 1976-79	153
8. Gurnest Brown, 1979-82	149
9. Adrian Moten, 2007-10	145
10. Randy Starks, 2001-03	143
Eric Ogbogu, 1994-97	143
Ted Chapman, 1984-86	143

Season TFL Yards (since '74)

1. Randy White (Sr.), 1974	122
2. Charles Johnson (Sr.), 1978	119
3. Marcus Whitfield (Sr.), 2013	109
4. Marlin Van Horn (Jr.), 1978	101
5. Mark Duda (Sr.), 1982	94
6. Andre Monroe (Sr.), 2014	92
7. Mike Corvino (Jr.), 1981	91
8. Shawne Merriman (So.), 2004	87
9. E.J. Henderson (Sr.), 2002	86
Bruce Mesner (Sr.), 1986	86
11. James Shaffer (Sr.), 1979	84
12. Bruce Palmer (Sr.), 1978	81

Career Sacks (since 1969)

1. Andre Monroe, 2011-14	25
2. Mike Corvino, 1979-82	24
3. Shawne Merriman, 2002-04	22
4. Mark Duda, 1979-82	19
Charles Johnson, 1976-78	19
Bruce Palmer, 1976-78	19
7. Eric Ogbogu, 1994-97	18.5
8. E.J. Henderson, 1999-2002	18
Bruce Mesner, 1983-86	18
Gurnest Brown, 1979-82	18
Randy Starks, 2001-03	17.5
12. Joe Campbell, 1973-76	17
Adrian Moten, 2007-10	15.5
14. Aaron Thompson, 1998-2001	15
Jack Bradford, 1987-90	15
Ernie Salley, 1974-77	15

Season Sacks (since 1969)

1. Mark Duda (Sr.), 1982	13
Bruce Palmer (Sr.), 1978	13
3. Bruce Mesner (Jr.), 1985	12
Charles Johnson (Sr.), 1978	12
Randy White (Sr.), 1974	12
6. Mike Corvino (Jr.), 1981	11
Marlin Van Horn (Sr.), 1979	11
8. Andre Monroe (Sr.), 2014	10.5
9. Kris Jenkins (Sr.), 2000	10
Gurnest Brown (Jr.), 1981	10
Jack Bradford (Sr.), 1990	10
12. Andre Monroe (Jr.), 2013	9.5
13. Marcus Whitfield (Sr.), 2013	9.0
14. Shawne Merriman (So.), 2003	8.5
Shawne Merriman (Jr.), 2004	8.5
E.J. Henderson (Sr.), 2002	8.5

Season Forced Fumbles (since 1987)

1. Joel Goode, 1987	6
2. Darin Drakeford, 2011	4
Kenny Tate, 2010	4
Milton Harris, 2005	4
5. Sean Davis, 2015	3
Adrian Moten, 2007	3
Moise Fokou, 2007	3
Erin Henderson, 2006	3
Shawne Merriman, 2004	3
E.J. Henderson, 2002	3
Rod Littles, 2001	3
Aaron Thompson, 2000	3
Rod Littles, 2000	3
Eric Barton, 1998	3
Eric Ogbogu, 1998	3
Chad Wiestling, 1992	3
Lubo Zizakovich, 1990	3
Cole Farrand, 2012	3

Career Interceptions

1. Tom Brown, 1960-62	17
2. Lendell Jones, 1980-83	14
3. Bob Sullivan, 1962-63	13
4. A.J. Johnson, 1993-96	12
Bob Smith, 1972-74	12
Bernie Faloney, 1951-53	12
7. Curome Cox, 2000-02	10
Lewis Sanders, 1996-99	10
Howard Eubanks, 1979-82	10
Lloyd Burruss, 1976-80	10
Ralph Lary, 1977-80	10
Ken Schroy, 1972-74	10
13. Tony Jackson, 1997-2001	9
Shawn Forte, 1998-2000	9
Keeta Covington, 1983-86	9
Clarence Baldwin, 1981-83	9
Jim Brechbiel, 1972-75	9
Wally Stalnaker, 1967-69	9
Joe Horning, 1951-54	9

Season Interceptions

1. Bob Sullivan (Sr.), 1965	10
2. Tom Brown (Jr.), 1961	8
3. Clarence Baldwin (Sr.), 1983	7
Lendell Jones (Jr.), 1982	7
Ralph Lary (Jr.), 1979	7
Bob Smith (So.), 1972	7
7. William Likely (So.), 2014	6
Tony Jackson (Sr.), 2001	6
Lewis Sanders (Jr.), 1999	6
A.J. Johnson (Jr.), 1995	6
Keeta Covington (Jr.), 1985	6
Larry Marshall (Sr.), 1971	6
Tom Brown (Sr.), 1962	6
Bernie Faloney (Sr.), 1953	6
Joe Horning (Fr.), 1951	6
15. 10 players	5
(last time: Domonique Foxworth (So.), 2002)	

Single-Game Interceptions

1. Lendell Jones vs. Duke, 1982	4
---------------------------------	---

Career Interception Return Yards

1. Tom Brown, 1960-62	275
2. Alex Wujciak, 2008-10	238
3. Joe Horning, 1951-54	222
4. Bill McFadden, 1979-82	212
5. Bernie Faloney, 1950-53	207
6. Randall Jones, 1998-2001	177
7. Lloyd Burruss, 1976-80	173
8. William Likely, 2013-	170
9. Jim LaRue, 1947-49	168
10. Ernie Arizzi, 1961-63	166
11. Ken Schroy, 1972-74	165
12. Frank Tamburello, 1954-55	161
13. Ralph Lary, 1977-80	160
14. Curome Cox, 2000-03	153
15. Joe Petruzzo, 1950-51	143

Season Interception Return Yards

1. William Likely (So.), 2014	170
2. Alex Wujciak (Jr.), 2009	152
3. Joe Horning (Fr.), 1951	147
4. Frank Tamburello (So.), 1954	140
5. Cliff Crosby (Sr.), 1998	133
6. Larry Marshall (Sr.), 1971	131
7. Tom Brown (Sr.), 1962	122
8. Eddie Tomlin (Sr.), 1989	120
9. Shawn Forte (Sr.), 2000	114
10. Bill McFadden (Jr.), 1981	112
11. Dickie Lewis (So.), 1956	111
12. Jim LaRue (Sr.), 1949	103
13. Ralph Lary (Jr.), 1979	102
Joe Petruzzo (So.), 1950	102
15. Cameron Chism (Sr.), 2011	100

2015 TEAM STATISTICS

Team Statistics	UMD	OPP
SCORING	118	131
Points Per Game	29.5	32.8
Points Off Turnovers	1309	10765
FIRST DOWNS	72	102
Rushing	33	44
Passing	33	46
Penalty	6	12
RUSHING YARDAGE	784	801
Yards gained rushing	826	920
Yards lost rushing	42	119
Rushing Attempts	134	186
Average Per Rush	5.9	4.3
Average Per Game	196.0	200.2
TDs Rushing	4	7
PASSING YARDAGE	773	1068
Comp-Att-Int	63-125-12	87-144-4
Average Per Pass	6.2	7.4
Average Per Catch	12.3	12.3
Average Per Game	193.2	267.0
TDs Passing	9	11
TOTAL OFFENSE	1557	1869
Total Plays	259	330
Average Per Play	6.0	5.7
Average Per Game	389.2	467.2
KICK RETURNS: #-Yards	11-243	12-253
PUNT RETURNS: #-Yards	12-337	4-32
INT RETURNS: #-Yards	4-56	12-121
KICK RETURN AVERAGE	22.1	21.1
PUNT RETURN AVERAGE	28.1	8.0
INT RETURN AVERAGE	14.0	10.1
FUMBLES-LOST	5-2	7-1
PENALTIES-Yards	33-316	31-319
Average Per Game	79.0	79.8
PUNTS-Yards	18-704	21-945
Average Per Punt	39.1	45.0
Net punt average	36.2	25.1
KICKOFFS-Yards	24-1505	23-1275
Average Per Kick	62.7	55.4
Net kick average	39.7	35.1
TIME OF POSSESSION/Game	26:29	33:31
3RD-DOWN Conversions	22/53	26/64
3rd-Down Pct	42%	41%
4TH-DOWN Conversions	1/4	5/9
4th-Down Pct	25%	56%
SACKS BY-Yards	17-99	3-20
MISC YARDS	0	0
TOUCHDOWNS SCORED	15	18
FIELD GOALS-ATTEMPTS	5-6	2-6
ON-SIDE KICKS	0-0	0-0
RED-ZONE SCORES	(9-11) 82%	(15-19) 79%
RED-ZONE TOUCHDOWNS	(5-11) 45%	(14-19) 74%
PAT-ATTEMPTS	(13-14) 93%	(17-17) 100%
ATTENDANCE	111276	61174
Games/Avg Per Game	3/37092	1/61174
Neutral Site Games		0/0

Score by Quarters	1st	2nd	3rd	4th	OT	Total
Maryland	34	22	21	41	0	118
Opponents	35	33	21	42	0	131

2015 INDIVIDUAL STATISTICS

Rushing	gp-gs	att	gain	loss	net	avg	td	lg	avg/g
Ross, Brandon	4-4	59	369	11	358	6.1	2	55	89.5
Brown, Wes	4-0	26	147	4	143	5.5	1	17	35.8
Johnson, Ty	4-0	24	134	1	133	5.5	1	23	33.2
Hills, Perry	2-2	11	119	0	119	10.8	0	36	59.5
Rowe, Caleb	4-2	8	42	12	30	3.8	0	15	7.5
Garman, Daxx	1-0	5	15	13	2	0.4	0	6	2.0
Jacobs, Levern	4-3	1	0	1	-1	-1.0	0	0	-0.2
Total	4	134	826	42	784	5.9	4	55	196.0
Opponents	4	186	920	119	801	4.3	7	26	200.2

Passing	gp-gs	effic	comp-att-int	pct	yds	td	lg	avg/g
Rowe, Caleb	4-2	92.51	32-64-9	50.0	381	4	70	95.2
Hills, Perry	2-2	121.38	27-51-2	52.9	306	4	42	153.0
Garman, Daxx	1-0	139.16	4-9-1	44.4	86	1	46	86.0
Team	1-0	0.00	0-1-0	0.0	0	0	0	0.0
Total	4	106.91	63-125-12	50.4	773	9	70	193.2
Opponents	4	142.37	87-144-4	60.4	1068	11	64	267.0

Receiving	gp-gs	no.	yds	avg	td	lg	avg/g
Jacobs, Levern	4-3	15	176	11.7	2	49	44.0
Etta-Tawo, Amba	4-2	10	97	9.7	0	19	24.2
Edwards, Avery	4-0	9	89	9.9	2	24	22.2
Moore, D.J.	4-2	6	112	18.7	1	42	28.0
Brown, Wes	4-0	6	51	8.5	0	24	12.8
Jacobs, Taivon	3-2	5	113	22.6	1	70	37.7
Culmer, Malcolm	3-0	5	63	12.6	1	37	21.0
Hayward, Derrick	3-2	2	10	5.0	0	6	3.3
Davenport, Jahrvis	1-0	1	46	46.0	1	46	46.0
Johnson, Ty	4-0	1	7	7.0	0	7	1.8
Cockerille, Shane	3-1	1	7	7.0	0	7	2.3
Ross, Brandon	4-4	1	1	1.0	0	1	0.2
Goins, Kenneth	2-1	1	1	1.0	1	1	0.5
Total	4	63	773	12.3	9	70	193.2
Opponents	4	87	1068	12.3	11	64	267.0

Punt Returns	no.	yds	avg	td	lg
Likely, William	12	337	28.1	2	85
Total	12	337	28.1	2	85
Opponents	4	32	8.0	0	11

Interceptions	no.	yds	avg	td	lg
Davis, Sean	2	33	16.5	0	33
Nixon, Anthony	1	16	16.0	0	16
Brooks, Jalen	1	7	7.0	0	7
Total	4	56	14.0	0	33
Opponents	12	121	10.1	0	42

Kick Returns	no.	yds	avg	td	lg
Likely, William	7	152	21.7	0	42
Johnson, Ty	3	85	28.3	0	45
Gallo, P.J.	1	6	6.0	0	6
Total	11	243	22.1	0	45
Opponents	12	253	21.1	0	29

Fumble Returns	no.	yds	avg	td	lg
Total	0	0	0.0	0	0
Opponents	0	0	0.0	0	0

2015 INDIVIDUAL STATISTICS

Scoring	td	fg	PAT				dxp	saf	pts
			kick	rush	rcv	pass			
Craddock, Brad	-	5-6	13-14	-	-	-	-	-	28
Likely, William	2	-	-	-	-	-	-	-	12
Jacobs, Levern	2	-	-	-	-	-	-	-	12
Edwards, Avery	2	-	-	-	-	-	-	-	12
Ross, Brandon	2	-	-	-	-	-	-	-	12
Jacobs, Taivon	1	-	-	-	-	-	-	-	6
Culmer, Malcolm	1	-	-	-	-	-	-	-	6
Johnson, Ty	1	-	-	-	-	-	-	-	6
Brown, Wes	1	-	-	-	-	-	-	-	6
Davenport, Jahrvs	1	-	-	-	-	-	-	-	6
Goins, Kenneth	1	-	-	-	-	-	-	-	6
Moore, D.J.	1	-	-	-	-	-	-	-	6
Garman, Daxx	-	-	-	0-1	-	-	-	-	0
Total	15	5-6	13-14	0-1	-	-	-	-	118
Opponents	18	2-6	17-17	-	-	0-1	-	-	131

Total Offense	g	plays	rush	pass	total	avg/g
Hills, Perry	2	62	119	306	425	212.5
Rowe, Caleb	4	72	30	381	411	102.8
Ross, Brandon	4	59	358	0	358	89.5
Brown, Wes	4	26	143	0	143	35.8
Johnson, Ty	4	24	133	0	133	33.2
Garman, Daxx	1	14	2	86	88	88.0
Jacobs, Levern	4	1	-1	0	-1	-0.2
Total	4	259	784	773	1557	389.2
Opponents	4	330	801	1068	1869	467.2

Field Goals	fg	pct.	01-19	20-29	30-39	40-49	50-99	lg	blk
Craddock, Brad	5-6	83.3	0-0	1-2	3-3	1-1	0-0	41	0

FG Sequence	Maryland	Opponents
Richmond	(34),(31),(30),28	-
Bowling Green	(41),(23)	27,34
USF	-	(34)
West Virginia	-	51,(48),44

Numbers in (parentheses) indicate field goal was made.

Punting	no.	yds	avg	lg	tb	fc	i20	50+	blk
Pritchard, Nicolas	12	489	40.8	47	0	4	2	0	0
Craddock, Brad	6	215	35.8	46	1	1	5	0	0
Total	18	704	39.1	47	1	5	7	0	0
Opponents	21	945	45.0	57	4	3	5	9	0

Kickoffs	no.	yds	avg	tb	ob	retn	net	ydIn
Craddock, Brad	24	1505	62.7	12	0			
Total	24	1505	62.7	12	0	21.1	39.7	25
Opponents	23	1275	55.4	9	2	22.1	35.1	29

2015 INDIVIDUAL STATISTICS

All Purpose	g	rush	rcv	pr	kr	ir	total	avg/g
Likely, William	4	0	0	337	152	0	489	122.2
Ross, Brandon	4	358	1	0	0	0	359	89.8
Johnson, Ty	4	133	7	0	85	0	225	56.2
Brown, Wes	4	143	51	0	0	0	194	48.5
Jacobs, Levern	4	-1	176	0	0	0	175	43.8
Hills, Perry	2	119	0	0	0	0	119	59.5
Jacobs, Taivon	3	0	113	0	0	0	113	37.7
Moore, D.J.	4	0	112	0	0	0	112	28.0
Etta-Tawo, Amb	4	0	97	0	0	0	97	24.2
Edwards, Avery	4	0	89	0	0	0	89	22.2
Culmer, Malcolm	3	0	63	0	0	0	63	21.0
Davenport, Jahr	1	0	46	0	0	0	46	46.0
Davis, Sean	4	0	0	0	0	33	33	8.2
Rowe, Caleb	4	30	0	0	0	0	30	7.5
Nixon, Anthony	4	0	0	0	0	16	16	4.0
Hayward, Derric	3	0	10	0	0	0	10	3.3
Cockerille, Shan	3	0	7	0	0	0	7	2.3
Brooks, Jalen	4	0	0	0	0	7	7	1.8
Gallo, P.J.	3	0	0	0	6	0	6	2.0
Garman, Daxx	1	2	0	0	0	0	2	2.0
Goins, Kenneth	2	0	1	0	0	0	1	0.5
Total	4	784	773	337	243	56	2193	548.2
Opponents	4	801	1068	32	253	121	2275	568.8

2015 DEFENSIVE STATISTICS

#	Defensive Leaders	gp-gs	Tackles				tfl/yds	Sacks no-yds	Pass defense			Fumbles		blkd	
			ua	a	tot				int-yds	brup	qbh	rcv-yds	ff	kick	saf
23	Carter, Jermaine	4-4	30	16	46	5.0-12	.	.	1
21	Davis, Sean	4-4	26	9	35	2.0-4	1.0-3	2-33	.	.	.	3	.	.	.
19	Hendy, A.J.	4-4	21	9	30	1.0-2	.	.	1
20	Nixon, Anthony	4-4	15	10	25	.	.	1-16
43	Brooks, Jalen	4-4	13	11	24	1.0-2	.	1-7	1
34	Ashiru, Jefferson	4-4	14	6	20	1.0-13	1.0-13
4	Likely, William	4-4	18	2	20	2.0-5	.	.	5	.	.	2	.	.	.
90	Braglio, Roman	4-3	10	7	17	4.5-12	2.0-8	1	.	.	.
99	Jefferson, Quinton	4-4	6	8	14	4.5-27	3.5-26	.	1	.	.	.	1	.	.
7	Ngakoue, Yannick	4-4	12	2	14	5.5-28	5.5-28	.	.	1
41	Aniebonam, Jesse	4-1	7	4	11	2.0-6	2.0-6
27	Hill, Alvin	3-0	8	1	9
67	Shaw, David	4-4	4	2	6	0.5-1
37	Thompson, Avery	2-0	3	2	5	.	.	.	1
57	Opara, Kingsley	3-0	1	4	5
9D	Ukandu, Azubuike	2-0	4	.	4	1.0-7	1.0-7
32	Ross, Jarrett	3-0	3	1	4
9	Burke, Tyler	2-0	3	.	3
24	Ezeagwu, Daniel	3-0	1	2	3
61	Tanyi, Mbi	1-0	2	.	2
96	Kulka, Brett	1-0	1	1	2	.	.	.	1	1
5	Brown, Wes	4-0	2	.	2
76	Dunn, Michael	2-2	1	.	1
39	Walker, Cavon	1-0	.	1	1
2	Cockerille, Shane	3-1	.	1	1	1-0
88	Gallo, P.J.	3-0	.	1	1
48	Hayward, Derrick	3-2	1	.	1
63	Minter, Mike	1-1	1	.	1
30	Goins, Kenneth	2-1	1	.	1
25	Carter, Antwaine	1-0	1	.	1
92	Burkett, Chandler	1-0	1	.	1	1.0-8	1.0-8
13	Lane, DeAndre	1-0	1	.	1
38	Zanotto, Brett	1-0	1	.	1
83	Culmer, Malcolm	3-0	1	.	1
8	Jacobs, Levern	4-3	1	.	1
Total		4	214	100	314	31-127	17-99	4-56	11	2	1-0	6	1	.	.
Opponents		4	160	78	238	21-62	3-20	12-121	12	2	2-0	1	.	.	.

GAME-BY-GAME STARTERS

Offense

GAME	TE/FB	Left Tackle	Left Guard	Center	Right Guard	Right Tackle	WR	Quarterback	TB	WR	FB/WR
Richmond	Hayward ³	Dunn ²⁷	Minter ¹	Mulrooney ⁶	Zeller ²¹	Doyle ²⁴	Etta-Tawo ¹³	Hills ⁸	B. Ross ²⁷	L. Jacobs ⁷	Goins ⁹
Bowling Green	Hayward ⁴	Dunn ²⁸	Minter ²	Mulrooney ⁷	Zeller ²²	Doyle ²⁵	Etta-Tawo ¹⁴	Hills ⁹	B. Ross ²⁸	L. Jacobs ⁸	Culmer ⁵
USF	Gallo ³	Dunn ²⁹	Minter ³	Mulrooney ⁸	Zeller ²³	Doyle ²⁶	Moore ¹	Rowe ⁴	B. Ross ²⁹	T. Jacobs ²	Cockerille ¹
at West Virginia	Goins ¹⁰	Dunn ³⁰	Doyle ²⁷	Mulrooney ⁹	Zeller ²⁴	Prince ¹	Moore ²	Rowe ⁵	B. Ross ³⁰	T. Jacobs ³	L. Jacobs ⁹
Michigan											
at Ohio State											
Penn State											
at Iowa											
Wisconsin											
at Michigan State											
Indiana											
at Rutgers											

Defense

GAME	DE	DT	DT	DE	SAM	MIKE	WILL	Cornerback	Safety	Safety	Cornerback
Richmond	Braglio ³	Shaw ²	Jefferson ¹⁷	Ngakoue ¹²	Brooks ⁵	J. Carter ¹	Ashiru ²⁰	Likely ²⁵	Hendy ⁷	Nixon ³⁰	S. Davis ²⁹
Bowling Green	Aniebonam ¹	Shaw ³	Jefferson ¹⁸	Ngakoue ¹³	Brooks ⁶	J. Carter ²	Ashiru ²¹	Likely ²⁶	Hendy ⁸	Nixon ³¹	S. Davis ³⁰
USF	Braglio ⁴	Shaw ⁴	Jefferson ¹⁹	Ngakoue ¹⁴	Brooks ⁷	J. Carter ³	Ashiru ²²	Likely ²⁷	Hendy ⁹	Nixon ³²	S. Davis ³¹
at West Virginia	Braglio ⁵	Shaw ⁵	Jefferson ²⁰	Ngakoue ¹⁵	Brooks ⁸	J. Carter ⁴	Ashiru ²³	Likely ²⁸	Hendy ¹⁰	Nixon ³³	S. Davis ³²
Michigan											
at Ohio State											
Penn State											
at Iowa											
Wisconsin											
at Michigan State											
Indiana											
at Rutgers											

Class Starters by Game (includes punter & place-kicker)

GAME	Seniors	Juniors	Sophomores	Redshirt Freshmen	True Freshmen	Total
Richmond	9	9	6	0	1 (Pritchard)	25
Bowling Green	9	8	7	0	1 (Pritchard)	25
USF	9	7	7	0	2 (Moore, Pritchard)	25
at West Virginia	9	6	5	1	2 (Moore, Pritchard)	25
Michigan						
at Ohio State						
Penn State						
at Iowa						
Wisconsin						
at Michigan State						
Indiana						
at Rutgers						

Terrapin Playing-Experience Superlatives

	Offense	Defense
Most overall starts, career —	30, Michael Dunn (OL), Brandon Ross (RB) 27, Ryan Doyle (OL)	33, Anthony Nixon (DB) 32, Sean Davis (DB)
Most overall starts, 2015 —	4, 5 players	4, 10 players
Most consecutive starts, career —	30, Michael Dunn (OL) 21, Andrew Zeller (OL)	30, Sean Davis (DB) 27, William Likely (DB)
Most consecutive starts, 2015 —	4, 5 players	4, 10 players

2015 GAME-BY-GAME PARTICIPATION

R-SENIORS (1)	RICH	BG	USF	WV	MI	OSU	PSU	IA	WIS	MSU	IND	RU
19 Hendy DB	S	S	S	S								
Class Participation	1-1	1-1	1-1	1-1								

SENIORS (13)	RICH	BG	USF	WV	MI	OSU	PSU	IA	WIS	MSU	IND	RU
15 Craddock PK	S	S	S	S								
18 Garman QB	dnp	dnp	dnp	x								
20 Nixon DB	S	S	S	S								
21 S. Davis DB	S	S	S	S								
27 Hill DB	x	x	x	x								
34 Ashiru LB	S	S	S	S								
37 Thompson LB	x	x	x	x								
40 Foreman QB	dnp	dnp	dnp	dnp								
45 B. Ross RB	S	S	S	S								
50 Mulrooney OL	S	S	S	S								
55 Doyle OL	S	S	S	S								
60 Grommer OL	x	dnp	dnp	dnp								
66 Zeller OL	S	S	S	S								
Class Participation	8-10	8-10	8-10	8-11								

R-JUNIORS (3)	RICH	BG	USF	WV	MI	OSU	PSU	IA	WIS	MSU	IND	RU
7 Rowe QB	x	x	S	S								
8 L. Jacobs WR	S	S	x	S								
99 Jefferson DL	S	S	S	S								
Class Participation	2-3	2-3	2-3	3-3								

JUNIORS (26)	RICH	BG	USF	WV	MI	OSU	PSU	IA	WIS	MSU	IND	RU
3 Barry-Pollock DB	dnp	dnp	dnp	dnp								
4 Likely DB	S	S	S	S								
5 Brown RB	x	x	x	x								
7 Ngakoue LB	S	S	S	S								
11 Conyers DB	dnp	dnp	x	x								
11 Hills QB	S	S	dnp	dnp								
13 Lane WR	x	x	x	x								
29 Riddle RB	x	x	x	x								
30 Goins FB	S	x	x	S								
32 J. Ross DB	x	x	x	x								
33 Stefanelli FB	dnp	dnp	dnp	dnp								
39 Walker LB	x	x	x	dnp								
42 Dean LB	dnp	dnp	dnp	dnp								
42 Miles RB	dnp	dnp	dnp	dnp								
44 Isaacs TE	dnp	dnp	dnp	dnp								
46 Logan LB	dnp	dnp	dnp	dnp								
49 Franco DL	dnp	dnp	dnp	dnp								
59 Carpenter LS	dnp	dnp	dnp	dnp								
76 Dunn OL	S	S	S	S								
78 Tucker OL	x	dnp	dnp	dnp								
79 Shelton OL	x	dnp	dnp	dnp								
83 Culmer WR	x	S	x	x								
84 Etta-Tawo WR	S	S	x	x								
88 Gallo TE	x	x	S	x								
90 Braglio DL	S	x	S	S								
95 Ukandu DL	dnp	x	x	x								
Class Participation	7-16	6-15	5-15	5-15								

R-SOPHOMORES (1)	RICH	BG	USF	WV	MI	OSU	PSU	IA	WIS	MSU	IND	RU
35 M. Smith RB	dnp	dnp	dnp	dnp								
Class Participation	0-0	0-0	0-0	0-0								

SOPHOMORES (24)	RICH	BG	USF	WV	MI	OSU	PSU	IA	WIS	MSU	IND	RU
2 Cockerille QB	x	x	S	x								
2 Collins DB	dnp	dnp	dnp	dnp								
3 Greene K	dnp	dnp	dnp	dnp								
12 Jacobs WR	x	x	S	S								
17 Woods DB	dnp	dnp	dnp	dnp								
23 J. Carter LB	S	S	S	S								
24 Ezeagwu DB	x	x	x	x								
24 Ventura DB	dnp	dnp	dnp	dnp								
25 A. Carter DB	x	x	x	x								
36 Dennah DB	dnp	dnp	dnp	dnp								
41 Aniebonam LB	x	S	x	x								
43 Brooks LB	S	S	S	S								
47 Keihn DL	tr	tr	tr	tr								
48 Hayward TE	S	S	x	x								
52 Jones DL	dnp	dnp	dnp	dnp								
54 Dulaney OL	dnp	dnp	dnp	dnp								
56 Adams LS	S	S	S	S								
57 Opara DL	x	x	x	x								
63 Minter OL	S	S	S	dnp								
67 Shaw DL	S	S	S	S								
69 Marchese OL	dnp	dnp	dnp	dnp								
89 Roca TE	dnp	dnp	dnp	dnp								
92 Burkett DL	dnp	dnp	x	dnp								
97 Sutton P/PK	tr	tr	tr	tr								
Class Participation	6-13	7-12	7-13	5-10								

R-FRESHMEN (13)	RICH	BG	USF	WV	MI	OSU	PSU	IA	WIS	MSU	IND	RU
6 Morton RB	dnp	dnp	dnp	dnp								
9 Burke LB	x	x	x	x								
10 Ulmer WR	dnp	dnp	dnp	dnp								
31 Egbuaba LB	dnp	dnp	dnp	dnp								
38 Shrader P	dnp	dnp	dnp	dnp								
56 Gillespie LB	dnp	dnp	dnp	dnp								
58 Prince OL	x	x	x	S								
64 B. Moore OL	x	dnp	dnp	dnp								
70 Christie OL	dnp	dnp	dnp	dnp								
75 D. Gray OL	dnp	dnp	dnp	dnp								
86 A. Gray TE	dnp	dnp	dnp	dnp								
96 Kulka DL	x	dnp	x	x								
Class Participation	0-4	0-2	0-3	1-3								

T-FRESHMEN (23)	RICH	BG	USF	WV	MI	OSU	PSU	IA	WIS	MSU	IND	RU
1 D.J. Moore WR	x	x	S	S								
6 Johnson RB	x	x	x	x								
14 Shaffer QB	dnp	dnp	dnp	dnp								
16 Rubinowicz P	dnp	dnp	dnp	dnp								
22 I. Davis LB	dnp	dnp	dnp	dnp								
26 Savage DB	dnp	dnp	x	x								
38 Zanotto LB	x	dnp	x	x								
49 Little LB	dnp	dnp	dnp	dnp								
51 Oliveira LS	dnp	dnp	dnp	dnp								
53 Boulware OL	dnp	dnp	dnp	dnp								
59 Howard DL	dnp	dnp	dnp	dnp								
61 Tanji LB	dnp	dnp	dnp	x								
65 Zimmerman OL	dnp	dnp	dnp	dnp								
68 McKennie OL	dnp	dnp	dnp	dnp								
71 Donahue OL	dnp	dnp	dnp	dnp								
74 T. Smith OL	dnp	dnp	dnp	dnp								
77 McClain OL	dnp	dnp	dnp	dnp								
82 Edwards TE	x	x	x	x								
85 Davenport WR	dnp	dnp	x	x								
87 Cornwell WR	dnp	dnp	dnp	dnp								
91 McLean DL	dnp	dnp	dnp	dnp								
93 Saine DL	dnp	dnp	dnp	dnp								
95 Pritchard P/PK	S	S	S	S								
Class Participation	1-5	1-4	2-7	2-8								
ACTIVE PLAYERS	52	46	52	51								

x – indicates played in game; S – indicates started game; dnp – did not play; ; tr - indicates will sit out season as transfer; susp - suspended for the game

2015 GAME-BY-GAME TEAM STATISTICS

TEAM STATISTICS

Date	Opponent	Rushing				Receiving				Passing				Kick Returns			Punt Returns				tot off	
		no.	yds	td	lg	no.	yds	td	lg	cmp-att-int	yds	td	lg	no.	yds	td	lg	no.	yds	td		lg
Sep 05	RICHMOND	45	341	3	23	12	138	2	37	12-22-1	138	2	37	3	69	0	42	8	233	1	67	479
Sep 12	BOWLING GREEN	26	156	0	36	16	185	2	42	16-33-3	185	2	42	1	19	0	19	2	82	1	85	341
Sep 19	USF	34	114	1	13	21	297	4	70	21-34-3	297	4	70	3	90	0	45	2	22	0	11	411
Sep 26	at West Virginia	29	173	0	55	14	153	1	46	14-36-5	153	1	46	4	65	0	20	0	0	0	0	326
Maryland		134	784	4	55	63	773	9	70	63-125-12	773	9	70	11	243	0	45	12	337	2	85	1557
Opponents		186	801	7	26	87	1068	11	64	87-144-4	1068	11	64	12	253	0	29	4	32	0	11	1869

Games played: 4
 Avg per rush: 5.9
 Avg per catch: 12.3
 Pass efficiency: 106.91
 Kick ret avg: 22.1
 Punt ret avg: 28.1
 All purpose avg/game: 548.2
 Total offense avg/gm: 389.2

Date	Opponent	Tackles				Sacks no-yds	Fumble		Pass Defense			blkd kick	PAT Attempts			off				
		ua	a	total	tfl-yds		ff	fr-yds	int-yds	qbh	brup		kick	rush	rcv	saf	t/o	pts		
Sep 05	RICHMOND	30	18	48	7.0-28	4.0-23	1	0-0	0-0	0	3	0	5-6	0	0	0	0	0	0	50
Sep 12	BOWLING GREEN	68	32	100	5.0-23	4.0-21	1	0-0	1-7	0	3	0	3-3	0	0	0	0	0	27	
Sep 19	USF	46	30	76	11.0-36	6.0-27	2	0-0	2-33	0	2	0	5-5	0	0	0	0	1309	35	
Sep 26	at West Virginia	70	20	90	8.0-40	3.0-28	2	1-0	1-16	2	3	1	0-0	0	0	0	0	0	6	
Maryland		214	100	314	31.0-127	17.0-99	6	1-0	4-56	2	11	1	13-14	0	0	0	0	1309	118	
Opponents		160	78	238	21.0-62	3.0-20	1	2-0	12-121	2	12	0	17-17	0	0	0	0	1076	131	

Date	Opponent	Punting									Field Goals			Kickoffs				
		no.	yds	avg	long	blkd	tb	fc	50+	i20	md-att	long	blkd	no.	yds	avg	tb	ob
Sep 05	RICHMOND	1	43	43.0	43	0	0	0	0	0	3-4	34	0	10	646	64.6	8	0
Sep 12	BOWLING GREEN	6	250	41.7	47	0	0	3	0	2	2-2	41	0	6	363	60.5	3	0
Sep 19	USF	4	138	34.5	43	0	0	2	0	4	0-0	0	0	6	382	63.7	1	0
Sep 26	at West Virginia	7	273	39.0	46	0	1	0	0	1	0-0	0	0	2	114	57.0	0	0
Maryland		18	704	39.1	47	0	1	5	0	7	5-6	41	0	24	1505	62.7	12	0
Opponents		21	945	45.0	57	0	4	3	9	5	2-6	48	1	23	1275	55.4	9	2

2015 GAME-BY-GAME OPPONENT STATISTICS

OPPONENT STATISTICS

Date	Opponent	Rushing				Receiving				Passing				Kick Returns				Punt Returns				tot off
		no.	yds	td	lg	no.	yds	td	lg	cmp-att-int	yds	td	lg	no.	yds	td	lg	no.	yds	td	lg	
Sep 05	RICHMOND	27	56	3	16	18	220	0	52	18-30-0	220	0	52	2	45	0	25	0	0	0	0	276
Sep 12	BOWLING GREEN	50	201	1	24	36	491	6	64	36-55-1	491	6	64	3	51	0	19	2	13	0	10	692
Sep 19	USF	50	240	1	26	10	60	1	28	10-22-2	60	1	28	5	131	0	29	0	0	0	0	300
Sep 26	at West Virginia	59	304	2	25	23	297	4	41	23-37-1	297	4	41	2	26	0	25	2	19	0	11	601
Opponents		186	801	7	26	87	1068	11	64	87-144-4	1068	11	64	12	253	0	29	4	32	0	11	1869
Maryland		134	784	4	55	63	773	9	70	63-125-12	773	9	70	11	243	0	45	12	337	2	85	1557

Games played: 4
 Avg per rush: 4.3
 Avg per catch: 12.3
 Pass efficiency: 142.37
 Kick ret avg: 21.1
 Punt ret avg: 8.0
 All purpose avg/game: 568.8
 Total offense avg/gm: 467.2

Date	Opponent	Tackles				Sacks no-yds	Fumble		Pass Defense			blkd kick	PAT Attempts			off				
		ua	a	total	tfl-yds		ff	fr-yds	int-yds	qbh	brup		kick	rush	rcv	saf	t/o	pts		
Sep 05	RICHMOND	44	30	74	2.0-4	0.0-0	0	0-0	1-0	0	2	0	3-3	0	0	0	0	0	0	21
Sep 12	BOWLING GREEN	30	20	50	7.0-21	0.0-0	0	1-0	3-38	0	5	0	6-6	0	0	0	8	127	48	
Sep 19	USF	45	20	65	3.0-6	0.0-0	0	0-0	3-67	0	2	0	2-2	0	0	0	26	18	17	
Sep 26	at West Virginia	41	8	49	9.0-31	3.0-20	1	1-0	5-16	2	3	0	6-6	0	0	0	20	45		
Opponents		160	78	238	21.0-62	3.0-20	1	2-0	12-121	2	12	0	17-17	0	0	0	1076	131		
Maryland		214	100	314	31.0-127	17.0-99	6	1-0	4-56	2	11	1	13-14	0	0	0	1309	118		

Date	Opponent	Punting							Field Goals			Kickoffs						
		no.	yds	avg	long	blkd	tb	fc	50+	i20	md-att	long	blkd	no.	yds	avg	tb	ob
Sep 05	RICHMOND	9	377	41.9	55	0	1	0	2	0	0-0	0	0	4	182	45.5	0	0
Sep 12	BOWLING GREEN	3	150	50.0	56	0	0	1	2	1	0-2	0	0	8	443	55.4	6	1
Sep 19	USF	5	237	47.4	57	0	1	0	3	2	1-1	34	0	4	203	50.8	0	1
Sep 26	at West Virginia	4	181	45.2	56	0	2	2	2	2	1-3	48	1	7	447	63.9	3	0
Opponents		21	945	45.0	57	0	4	3	9	5	2-6	48	1	23	1275	55.4	9	2
Maryland		18	704	39.1	47	0	1	5	0	7	5-6	41	0	24	1505	62.7	12	0

2015 MARYLAND OFFENSIVE GAME-BY-GAME

Rushing

Att-Yds / TD	#5 Brown	#6 Johnson	#7 Rowe	#11 Hills	#18 Garman	#45 Ross
Richmond	13-74 / 1	10-83 / 1	1-9 / 0	3-25 / 0	dnp	18-150 / 1
Bowling Green	9-56 / 0	0-0 / 0	0-0 / 0	8-94 / 0	dnp	8-10 / 0
USF	1-3 / 0	10-30 / 0	5-13 / 0	dnp	dnp	18-68 / 1
at West Virginia	3-13 / 0	4-20 / 0	2-8 / 0	dnp	5-2 / 0	15-130 / 0
Michigan						
at Ohio State						
Penn State						
at Iowa						
Wisconsin						
at Michigan State						
Indiana						
at Rutgers						

Receiving

Rec-Yds / TD	#1 Moore	#2 Cockerille	#5 Brown	#6 Johnson	#8 L. Jacobs	#12 T. Jacobs	#30 Goins	#48 Hayward
Richmond	2-23 / 0	0-0 / 0	1-(-3) / 0	0-0 / 0	2-32 / 1	1-12 / 0	0-0 / 0	1-4 / 0
Bowling Green	1-42 / 1	0-0 / 0	2-28 / 0	0-0 / 0	3-32 / 1	0-0 / 0	0-0 / 0	0-0 / 0
USF	3-47 / 0	1-7 / 0	0-0 / 0	1-7 / 0	8-107 / 0	2-82 / 1	1-1 / 1	0-0 / 0
at West Virginia	0-0 / 0	0-0 / 0	3-26 / 0	0-0 / 0	2-5 / 0	2-10 / 0	0-0 / 0	1-6 / 0
Michigan								
at Ohio State								
Penn State								
at Iowa								
Wisconsin								
at Michigan State								
Indiana								
at Rutgers								

Rec-Yds / TD	#82 Edwards	#83 Culmer	#84 Etta-Tawo	#85 Davenport
Richmond	2-12 / 0	1-37 / 1	2-21 / 0	dnp
Bowling Green	1-8 / 0	4-26 / 0	5-49 / 0	dnp
USF	3-36 / 2	0-0 / 0	1-9 / 0	dnp
at West Virginia	3-33 / 0	0-0 / 0	2-18 / 0	1-46 / 1
Michigan				
at Ohio State				
Penn State				
at Iowa				
Wisconsin				
at Michigan State				
Indiana				
at Rutgers				

Passing

Punting

Field Goals

C-A-I / Yds / TD	#7 Rowe	#11 Hills	#18 Garman	No-Avg / In20	#95 Pritchard	#15 Craddock	Made (Missed)	#15 Craddock
Richmond	0-1-0 / 0 / 0	12-21-1 / 138 / 2	dnp	Richmond	1-43.0 / 0	0-0 / 0	Richmond	34, 31, 30 (28)
Bowling Green	1-3-2 / 17 / 0	15-30-1 / 168 / 2	dnp	Bowling Green	5-42.2 / 1	1-39.0 / 1	Bowling Green	41, 23
USF	21-33-3 / 297 / 3	dnp	dnp	USF	1-43.0 / 1	3-31.7 / 3	USF	-
at West Virginia	10-27-4 / 67 / 0	dnp	4-9-1 / 86 / 1	at West Virginia	5-38.4 / 0	2-40.5 / 1	at West Virginia	-
Michigan				Michigan			Michigan	
at Ohio State				at Ohio State			at Ohio State	
Penn State				Penn State			Penn State	
at Iowa				at Iowa			at Iowa	
Wisconsin				Wisconsin			Wisconsin	
at Michigan State				at Michigan State			at Michigan State	
Indiana				Indiana			Indiana	
at Rutgers				at Rutgers			at Rutgers	

2015 MARYLAND DEFENSIVE GAME-BY-GAME

UT-AT-TT / Sacks	#4 Likely	#7 Ngakoue	#9 Burke	#19 Hendy	#20 Nixon	#21 S.Davis	#23 J. Carter	#24 Ezeagwu	#25 A. Carter
Richmond	4-0-4 / 0.0	1-0-1 / 0.0	2-0-2 / 0.0	5-0-5 / 0.0	2-1-3 / 0.0	3-2-5 / 1.0	5-3-8 / 0.0	0-1-1 / 0.0	0-0-0 / 0.0
Bowling Green	4-1-5 / 0.0	4-0-4 / 3.0	0-0-0 / 0.0	6-3-9 / 0.0	6-3-9 / 0.0	12-2-14 / 0.0	9-4-13 / 0.0	1-1-2 / 0.0	0-0-0 / 0.0
USF	4-0-4 / 0.0	5-1-6 / 1.5	0-0-0 / 0.0	3-3-6 / 0.0	2-3-5 / 0.0	5-4-9 / 0.0	6-5-11 / 0.0	0-0-0 / 0.0	1-0-1 / 0.0
at West Virginia	6-1-7 / 0.0	2-1-3 / 1.0	1-0-1 / 0.0	7-3-10 / 0.0	5-3-8 / 0.0	6-1-7 / 0.0	10-4-14 / 0.0	0-0-0 / 0.0	dnp

Michigan

at Ohio State

Penn State

at Iowa

Wisconsin

at Michigan State

Indiana

at Rutgers

UT-AT-TT / Sacks	#27 Hill	#32 Ross	#34 Ashiru	#37 Thompson	#38 Zanotto	#39 Walker	#41 Aniebonam	#43 Brooks	#57 Opara
Richmond	0-0-0 / 0.0	0-0-0 / 0.0	2-2-4 / 0.0	0-0-0 / 0.0	1-0-1 / 0.0	0-0-0 / 0.0	1-2-3 / 1.0	0-1-1 / 0.0	0-0-0 / 0.0
Bowling Green	7-1-8 / 0.0	0-1-1 / 0.0	1-0-1 / 0.0	0-0-0 / 0.0	0-0-0 / 0.0	0-1-1 / 0.0	5-0-5 / 0.0	4-5-9 / 0.0	1-3-4 / 0.0
USF	1-0-1 / 0.0	1-0-1 / 0.0	6-3-9 / 0.0	2-0-2 / 0.0	0-0-0 / 0.0	0-0-0 / 0.0	1-1-2 / 1.0	0-4-4 / 0.0	0-1-1 / 0.0
at West Virginia	0-0-0 / 0.0	2-0-2 / 0.0	5-1-6 / 1.0	1-2-3 / 0.0	0-0-0 / 0.0	dnp	0-1-1 / 0.0	9-1-10 / 0.0	0-0-0 / 0.0

Michigan

at Ohio State

Penn State

at Iowa

Wisconsin

at Michigan State

Indiana

at Rutgers

UT-AT-TT / Sacks	#61 Tanyi	#67 Shaw	#90 Braglio	#92 Burkett	#95 Ukandu	#96 Kulka	#99 Jefferson
Richmond	dnp	1-0-1 / 0.0	1-2-3 / 0.0	dnp	0-0-0 / 0.0	0-0-0 / 0.0	2-4-6 / 2.0
Bowling Green	dnp	0-1-1 / 0.0	4-1-5 / 0.0	dnp	0-0-0 / 0.0	dnp	2-3-5 / 1.0
USF	dnp	0-1-1 / 0.0	4-3-7 / 2.0	1-0-1 / 1.0	1-0-1 / 0.0	0-0-0 / 0.0	0-1-1 / 0.5
at West Virginia	2-0-2 / 0.0	3-0-3 / 0.0	1-1-2 / 0.0	dnp	3-0-3 / 1.0	1-1-2 / 0.0	2-0-2 / 0.0

Michigan

at Ohio State

Penn State

at Iowa

Wisconsin

at Michigan State

Indiana

at Rutgers

2015 SEASON SUPERLATIVES

INDIVIDUAL MARYLAND GAME HIGHS

Rushes	18	Brandon Ross vs Richmond (Sep 5, 2015) Brandon Ross vs USF (Sep 19, 2015)
Yards Rushing	150	Brandon Ross vs Richmond (Sep 5, 2015)
TD Rushes	1	Wes Brown vs Richmond (Sep 5, 2015) Ty Johnson vs Richmond (Sep 5, 2015) Brandon Ross vs Richmond (Sep 5, 2015) Brandon Ross vs USF (Sep 19, 2015)
Long Rush	55	Brandon Ross at West Virginia (Sep 26, 2015)
Pass attempts	33	Caleb Rowe vs USF (Sep 19, 2015)
Pass completions	21	Caleb Rowe vs USF (Sep 19, 2015)
Yards Passing	297	Caleb Rowe vs USF (Sep 19, 2015)
TD Passes	4	Caleb Rowe vs USF (Sep 19, 2015)
Long Pass	70	Caleb Rowe vs USF (Sep 19, 2015)
Receptions	8	Levern Jacobs vs USF (Sep 19, 2015)
Yards Receiving	107	Levern Jacobs vs USF (Sep 19, 2015)
TD Receptions	2	Avery Edwards vs USF (Sep 19, 2015)
Long Reception	70	Taivon Jacobs vs USF (Sep 19, 2015)
Field Goals	3	Brad Craddock vs Richmond (Sep 5, 2015)
Long Field Goal	41	Brad Craddock vs. Bowling Green (Sep 12, 2015)
Punts	5	Nicolas Pritchard vs Bowling Green (Sep 12, 2015) Nicolas Pritchard at West Virginia (Sep 26, 2015)
Punting Avg	43.0	Nicolas Pritchard vs Richmond (Sep 5, 2015) Nicolas Pritchard vs USF (Sep 19, 2015)
Long Punt	47	Nicolas Pritchard vs Bowling Green (Sep 12, 2015)
Punts inside 20	3	Brad Craddock vs USF (Sep 19, 2015)
Long Punt Return	85	William Likely vs Bowling Green (Sep 12, 2015)
Long Kickoff Return	45	Ty Johnson vs USF (Sep 19, 2015)
Tackles	14	Sean Davis vs Bowling Green (Sep 12, 2015) Jermaine Carter at West Virginia (Sep 26, 2015)
Sacks	3.0	Yannick Ngakoue vs Bowling Green (Sep 12, 2015)
Tackles For Loss	3.0	Yannick Ngakoue vs Bowling Green (Sep 12, 2015)
Interceptions	2	Sean Davis vs USF (Sep 19, 2015)

MARYLAND TEAM HIGHS

Rushes	45	vs Richmond (Sep 5, 2015)
Yards Rushing	342	vs Richmond (Sep 5, 2015)
Yards Per Rush	7.6	vs Richmond (Sep 5, 2015)
TD Rushes	3	vs Richmond (Sep 5, 2015)
Pass attempts	34	vs USF (Sep 19, 2015)
Pass completions	21	vs USF (Sep 19, 2015)
Yards Passing	297	vs USF (Sep 19, 2015)
Yards Per Pass	14.1	vs USF (Sep 19, 2015)
TD Passes	4	vs USF (Sep 19, 2015)
Total Plays	68	vs USF (Sep 19, 2015)
Total Offense	479	vs Richmond (Sep 5, 2015)
Yards Per Play	7.1	vs Richmond (Sep 5, 2015)
Points	50	vs Richmond (Sep 5, 2015)
Sacks By	6.0	vs USF (Sep 19, 2015)
First Downs	24	vs Richmond (Sep 5, 2015)
Penalties	12	vs USF (Sep 19, 2015)
Penalty Yards	120	vs USF (Sep 19, 2015)
Turnovers	6	at West Virginia (Sep 26, 2015)
Interceptions By	5	at West Virginia (Sep 26, 2015)
Punts	5	vs Bowling Green (Sep 12, 2015) at West Virginia (Sep 26, 2015)
Punting Avg	43.0	vs Richmond (Sep 5, 2015)
Long Punt	47	vs Bowling Green (Sep 12, 2015)
Punts inside 20	4	vs USF (Sep 19, 2015)
Long Punt Return	85	vs Bowling Green (Sep 12, 2015)

INDIVIDUAL OPPONENT GAME HIGHS

Rushes	24	Quinton Flowers, vs USF (Sep 19, 2015)
Yards Rushing	147	W. Smallwood, at West Virginia (Sep 26, 2015)
TD Rushes	1	7 players (last: Rushel Shell, at West Virginia (Sep 26, 2015))
Long Rush	26	Quinton Flowers, vs USF (Sep 19, 2015)
Pass attempts	55	Matt Johnson, vs Bowling Green (Sep 12, 2015)
Pass completions	36	Matt Johnson, vs Bowling Green (Sep 12, 2015)
Yards Passing	491	Matt Johnson, vs Bowling Green (Sep 12, 2015)
TD Passes	6	Matt Johnson, vs Bowling Green (Sep 12, 2015)
Long Pass	64	Matt Johnson, vs Bowling Green (Sep 12, 2015)
Receptions	15	Roger Lewis, vs Bowling Green (Sep 12, 2015)
Yards Receiving	200	Roger Lewis, vs Bowling Green (Sep 12, 2015)
TD Receptions	2	Roger Lewis, vs Bowling Green (Sep 12, 2015) Shelton Gibson, at West Virginia (Sep 26, 2015)
Long Reception	64	Robbie Rhodes, vs Bowling Green (Sep 12, 2015)
Field Goals	1	Emilio Nadelman, vs USF (Sep 19, 2015) Josh Lambert, at West Virginia (Sep 26, 2015)
Long Field Goal	48	Josh Lambert, at West Virginia (Sep 26, 2015)
Punts	9	D.J. Helkowski, vs Richmond (Sep 5, 2015)
Punting Avg	50.0	J. Davidson, vs Bowling Green (Sep 12, 2015)
Long Punt	57	Matt Ciabatti, vs USF (Sep 19, 2015)
Punts inside 20	2	Matt Ciabatti, vs USF (Sep 19, 2015) Nick O'Toole, at West Virginia (Sep 26, 2015)
Long Punt Return	11	KJ Dillon, at West Virginia (Sep 26, 2015)
Long Kickoff Return	29	Rodney Adams, vs USF (Sep 19, 2015)
Tackles	10	Omar Howard, vs Richmond (Sep 5, 2015)
Sacks	1.0	3 players (last: at West Virginia (Sep 26, 2015))
Tackles For Loss	2.0	Trent Greene, vs Bowling Green (Sep 12, 2015) Zach Colvin, vs Bowling Green (Sep 12, 2015)
Interceptions	2	Denard Turner, vs Bowling Green (Sep 12, 2015)

OPPONENT TEAM HIGHS

Rushes	59	at West Virginia (Sep 26, 2015)
Yards Rushing	304	at West Virginia (Sep 26, 2015)
Yards Per Rush	5.2	at West Virginia (Sep 26, 2015)
TD Rushes	3	vs Richmond (Sep 5, 2015)
Pass attempts	55	vs Bowling Green (Sep 12, 2015)
Pass completions	36	vs Bowling Green (Sep 12, 2015)
Yards Passing	491	vs Bowling Green (Sep 12, 2015)
Yards Per Pass	13.6	vs Bowling Green (Sep 12, 2015)
TD Passes	6	vs Bowling Green (Sep 12, 2015)
Total Plays	105	vs Bowling Green (Sep 12, 2015)
Total Offense	692	vs Bowling Green (Sep 12, 2015)
Yards Per Play	6.6	vs Bowling Green (Sep 12, 2015)
Points	48	vs Bowling Green (Sep 12, 2015)
Sacks By	3.0	at West Virginia (Sep 26, 2015)
First Downs	37	at West Virginia (Sep 26, 2015)
Penalties	10	vs Bowling Green (Sep 12, 2015) vs USF (Sep 19, 2015) at West Virginia (Sep 26, 2015)
Penalty Yards	124	at West Virginia (Sep 26, 2015)
Turnovers	2	vs USF (Sep 19, 2015) at West Virginia (Sep 26, 2015)
Interceptions By	3	vs Bowling Green (Sep 12, 2015) vs USF (Sep 19, 2015)
Punts	9	vs Richmond (Sep 5, 2015)
Punting Avg	50.0	vs Bowling Green (Sep 12, 2015)
Long Punt	57	vs USF (Sep 19, 2015)
Punts inside 20	2	vs USF (Sep 19, 2015) at West Virginia (Sep 26, 2015)
Long Punt Return	11	at West Virginia (Sep 26, 2015)

GAME 1 RECAP: RICHMOND

LIKELY SHINES IN TERPS' SEASON-OPENING WIN

COLLEGE PARK, Md. (AP) - William Likely set a Big Ten record with 233 yards in punt returns and Brandon Ross ran for career-high 150 yards and one touchdown as Maryland rolled to a season-opening 50-21 victory over Richmond on Saturday.

Perry Hills threw two touchdown passes for the Terrapins, who scored 37 straight points after falling behind 14-13 in the second quarter.

Likely returned eight punts, including a 67-yarder for a touchdown that made it 43-14 with 10:30 remaining. He had another return of 47 yards.

The 5-foot-7 junior also had two kickoff returns for 63 yards, giving him 296 yards in kick returns for the afternoon.

Ross averaged 8.3 yards per carry and put Maryland up 29-14 with a 21-yard TD run early in the third quarter. He eclipsed his previous career high of 149 yards before the quarter ended.

Making his first start since 2012, Hills completed 12 of 21 passes for 138 yards and an interception. The junior wasn't exceptionally sharp, but he didn't have to be because the Terrapins totaled 341 yards on the ground.

Richmond's Kyle Lauletta went 18 for 30 for 220x yards. The Spiders mustered only 56 yards rushing, and Lauletta was sacked four times.

After Maryland took a quick 10-0 lead, Richmond went ahead 14-13 on a 4-yard run by Lauletta with 10:35 left in the second quarter.

Hills then directed a 12-play drive that produced a field goal by Brad Craddock, and a 37-yard touchdown catch by Malcolm Culmer made it 22-14 at halftime.

Ross scored the only touchdown of the third quarter, and a 1-yard touchdown run by Wes Brown made it 36-14.

Maryland then forced a punt, and Likely weaved his way through the Richmond defense before getting to the left sideline and diving into the end zone.

His 233-yard performance on punt returns broke the record set by Nile Kinnick of Iowa in 1939.

With the victory, Maryland improved to 5-0 in openers under coach Randy Edsall. The Terrapins have won six straight season openers and 11 of 12.



Cornerback **William Likely** broke a 76-year-old Big Ten record with 233 punt return yards versus Richmond.

GAME STATS

RICHMOND							21
MARYLAND							50
Sep. 5, 2015 at Capital One Field at Byrd Stadium (38,117)							

SCORING	1	2	3	4	-	F
Richmond	7	7	0	7	-	21
Maryland	10	12	7	21	-	50

SCORING SUMMARY

First Quarter
 MD - FG Brad Craddock 34, 12:06
 MD - Levern Jacobs 23 pass fr Hills (Craddock kick), 6:14
 RICH - Jacobi Green 1 run (Yoder kick), 0:48
Second Quarter
 MD - FG Brad Craddock 31, 12:34
 RICH - Kyle Lauletta 4 run (Yoder kick), 10:35
 MD - FG Brad Craddock 30, 4:10
 MD - Malcolm Culmer 37 pass fr Hills, 1:00
Third Quarter
 MD - Brandon Ross 21 run (Craddock kick), 12:12
Fourth Quarter
 MD - Brown 1 run (Craddock kick), 12:55
 MD - Likely 67 punt return (Craddock kick), 10:30
 MD - Johnson 2 run (Craddock kick), 6:26
 RICH - Fisher 16 run (Yoder kick), 3:22

TEAM STATISTICS	RICH	MD
First Downs	12	24
Rushes-Yards	27-56	45-341
Comp-Att-Int	18-30-0	12-22-1
Passing Yards	220	138
Total Offense Plays-Yards	57-276	67-479
Fumble Returns-Yards	0-0	0-0
Punt Returns-Yards	0-0	8-233
Interception Returns-Yards	1-0	0-0
Punts-Average	9-41.9	1-43.0
Fumbles-Lost	1-0	0-0
Penalties-Yards	1-10	5-39
Third-Down Conversions	2-12	7-12
Fourth-Down Conversions	1-1	0-0
Red-Zone Scores-Chances	3-3	5-6
Sacks By-Yards Lost	0-0	4-23
Time of Possession	29:05	30:55

INDIVIDUAL STATISTICS

RUSHING - Maryland: Ross 18-150-1, Johnson 10-83-1, Brown, 13-74-1, Hills, 3-25-0, Rowe 1-9-0; Richmond: Green 7-23-1, Fisher 4-20-1, Abell 2-15-0, Hamlin 3-11-0, Lauletta 11-(-)13-1.

PASSING - Maryland: Hills 12-21-1-138-2; Lauletta: 18-30-0-220-0.

RECEIVING - Maryland: L. Jacobs 2-32-1, Moore 2-23-0, Etta-Tawo 2-21-0, Edwards 2-12-0, Culmer 1-37-1, T. Jacobs 1-12-0, Hayward 1-4-0, Brown 1-(-)3-0; Richmond: Brown 4-68-0, Green 4-40-0, Diggs 3-40-0, Tibbs 3-30-0, Wilkins 2-29-0, Abell 2-13-0.

TACKLES - Maryland: J. Carter 5-3-8, Jefferson 2-4-6, Hendy 5-0-5, S. Davis 3-2-5, Likely 4-0-4, Ashiru 2-2-4, Nicon 2-1-3, Braglio 1-2-3, Aniebonam 1-2-3, Burke 2-0-2, Zannotto 1-0-1, Ngakoue 1-0-1, Shaw 1-0-1, Brooks 0-1-1, Ezeagwu 0-1-1; Richmond: Howard 7-3-10, Jones 4-5-9, Herlocker 3-4-7, Craig 4-2-6, Waller 4-2-6, Ogunniyi 4-1-5, Jones 2-2-4, Jordan 2-2-4, Moore 2-0-2, Mack 2-0-2, Day 2-0-2, Jackson 1-1-2, Muse 0-2-2, Caughell 0-2-2...

MARYLAND FALLS TO BOWLING GREEN

COLLEGE PARK, Md. (AP) - Junior William Likely returned a punt for a touchdown for the second straight week, but Maryland fell to Bowling Green, 48-27, for its first loss of the season Saturday afternoon at Capital One Field at Byrd Stadium.

Likely's 85-yard punt return is tied for the second longest punt return in school history, matching the 85-yarder by Tony Logan against Florida International in 2010. The school record for the longest punt return belongs to Dick Nolan, who returned a punt 90 yards against Clemson in 1953.

Senior Brad Craddock added a pair of first half field goals to give the Terps (1-1) a 13-6 lead over Bowling Green (1-1) at the half.

After a 55-minute weather delay pushed back the start of the third quarter, a 58-yard TD pass from Matt Johnson to Roger Lewis tied the game at 13-13 less than three minutes into the second half.

Maryland responded with a big play of its own to go back in front 20-13 when junior Perry Hills hooked up with D.J. Moore on a slant that the true freshman took 42 yards to the end zone.

The Terps looked to have stopped Bowling Green on its ensuing drive when Alvin Hill picked off a Johnson

pass in the end zone, but an offside penalty on the Terps gave the Falcons a first-and-goal opportunity that Travis Greene converted into a score on the very next play to tie things at 20-20.

Bowling Green outscored the Terps 28-7 in the fourth quarter to earn the victory in the team's first-ever meeting.

Johnson completed eight of 10 throws in the final frame, posting 134 yards and four touchdowns in the fourth quarter.

After the Falcons took their first lead of the game less than a minute into the fourth quarter, Maryland answered back with an 8-play, 75-yard scoring drive that was capped by a 22-yard TD pass from Hills to junior Levern Jacobs.

The Terrapins struggled down the stretch, turning the ball over on their final three drives.

Hills finished the game completing 15 of 30 passes for 150 yards and two touchdowns, while also compiling 94 yards on the ground on eight rushes.

Junior Yannick Ngakoue posted a career-high three sacks, while senior Sean Davis finished the game with 14 tackles to pace the Maryland defense.



Defensive end **Yannick Ngakoue** posted a career-high and team season-high 3.0 sacks versus Bowling Green.

GAME STATS

BOWLING GREEN	48
MARYLAND	27
Sep. 12, 2015 at Capital One Field at Byrd Stadium (36,332)	

SCORING	1	2	3	4	-	F
Bowling Green	0	6	14	28	-	48
Maryland	10	3	7	7	-	27

SCORING SUMMARY

First Quarter
 MD - FG Brad Craddock 41, 12:45
 MD - Likely 85 punt return (Craddock kick), 0:00
Second Quarter
 BG - Derek Lee 5 pass fr Johnson (Tate kick), 12:05
 MD - FG Brad Craddock 23, 7:52
Third Quarter
 BG - Roger Lewis 58 pass fr Johnson (Tate kick), 12:10
 MD - D.J. Moore 42 pass fr Hills (Craddock kick), 10:47
 BG - Green 3 run (Tate kick), 7:54
Fourth Quarter
 BG - Ryan Burbrink 5 pass fr Johnson (Tate kick), 14:27
 MD - Levern Jacobs 27 pass fr Hills (Craddock kick), 12:30
 BG - Roger Lewis 27 pass fr Johnson (Tate kick), 9:53
 BG - Robbie Rhodes 44 pass fr Johnson (Tate kick), 8:18
 BG - Gehrig Dieter 14 pass fr Johnson (Tate kick), 5:24

TEAM STATISTICS	BG	MD
First Downs	35	16
Rushes-Yards	50-201	26-156
Comp-Att-Int	36-55-1	16-33-3
Passing Yards	491	185
Total Offense Plays-Yards	105-692	59-341
Fumble Returns-Yards	0-0	0-0
Punt Returns-Yards	2-13	2-82
Interception Returns-Yards	3-38	1-7
Punts-Average	3-50.0	6-41.7
Fumbles-Lost	1-0	1-1
Penalties-Yards	10-80	6-57
Third-Down Conversions	8-18	3-12
Fourth-Down Conversions	2-4	0-1
Red-Zone Scores-Chances	4-7	1-1
Sacks By-Yards Lost	0-0	4-21
Time of Possession	37:57	22:03

INDIVIDUAL STATISTICS

RUSHING - Maryland: Hills 8-94-9, Brown 9-53-0, Ross 8-10-0; Bowling Green: Coppet 15-109-0, Greene 18-65-1, Wilson 7-28-0, Moore 1-4-0.

PASSING - Maryland: Hills 15-30-1-168-2, Rowe 1-3-2-17-0; Johnson 36-55-1-491-6.

RECEIVING - Maryland: Etta-Tawo 5-49-0, Culmer 4-26-0, L. Jacobs 3-32-1, Brown 2-28-0, D.J. Moore 1-42-1, Edwards 1-8-0; Bowling Green: Lewis 15-200-2, Moore 8-79-0, Burbrink 4-39-1, Lee 3-29-1, Rhodes 2-108-1, Greene 2-14-0, Dieter 1-14-1, Gallon 1-8-0.

TACKLES - Maryland: S. Davis 12-2-14, Carter 9-4-13, Hendy 6-3-9, Nixon 6-3-9, Brooks 4-5-9, Hill 7-1-8, Aniebonam 5-0-5, Braglio 4-1-5, Likely 4-1-5, Jefferson 2-3-5, Ngakoue 4-0-4, Opara 1-3-4, Ezeagwu 1-1-2, Ashiru 1-0-1, Walker 0-1-1, Shaw 0-1-1, J. Ross 0-1-1; Bowling Green: Greene 5-3-8, Hardy 5-3-8, Sanford 3-3-6, Hunter 4-1-5, Valdez 1-4-5, Turner 3-1-4, Bush 1-2-3, Colvin 2-0-2, Mack 1-1-2, Lee 1-0-1, Ballew 1-0-1, Goudine 1-0-1, Bozeman 1-0-1, Royster 1-0-1...

GAME 3 RECAP: USF

ROWE THROWS FOR 4TDs IN WIN OVER USF

COLLEGE PARK, Md. (AP) - Caleb Rowe threw for 297 yards and four touchdowns in his first start since 2013, and Maryland notched a 35-17 victory over South Florida on Saturday.

Despite throwing three interceptions, the junior completed 21 of 33 passes and provided enough big plays to help the Terrapins (2-1) finish with 411 yards in offense.

Rowe threw touchdown passes of 12 and 22 yards to Avery Edwards; connected with Taivon Jacobs for a 70-yard score and hit Kenneth Goins Jr. for a 1-yard TD.

Maryland fumbled three times and totaled 12 penalties for 120 yards, but South Florida (1-2) also had its share of miscues -- including two turnovers, a dropped potential touchdown pass, a holding call that wiped out a touchdown run, and a personal foul penalty that erased a fourth-quarter first down when the score was 28-17.

USF quarterback Quinton Flowers went 10 for 19 for 60 yards with a touchdown pass and an interception. He was replaced for a series in the fourth quarter by Steve Bench, who was 0 for 3 with a pick.

The game turned late in the first half after South Florida used a 12-play drive to get a field goal and close to 14-10.

Starting at his own 34 with 52 seconds left, Rowe completed passes of 10 and 49 yards to Levern Jacobs. On first-and-goal at the USF 2, Rowe botched a pitch to Brandon Ross, who picked up the ball and took it into the end zone with 10 seconds remaining.

Maryland opened the second half with 45-yard kickoff return by Ty Johnson. Five plays later, Edwards made an excellent over-the-shoulder catch of a Rowe pass in the end zone for a 28-10 lead.

That proved to be enough to assure the Terrapins their second victory of the season.

Maryland's opening drive ended when USF's Devin Abraham returned an interception 42 yards, setting up a 4-yard touchdown pass from Flowers to Rodney Adams.

Rowe bounced back to direct a 59-yard drive, capped by a TD pass to Goins. Then, on the last play of the quarter, Rowe connected with Jacobs deep on the right sideline for a 70-yard score.

Last year, South Florida led Maryland in the fourth quarter before falling 24-17. In this one, the Terrapins took control much earlier and breezed through the final 15 minutes.

GAME STATS

USF	17					
MARYLAND	35					
Sep. 19, 2015 at Capital One Field at Byrd Stadium (38,117)						

SCORING	1	2	3	4	-	F
USF	7	3	7	0	-	17
Maryland	14	7	7	7	-	35

SCORING SUMMARY

First Quarter
 USF - Rodney Adams 4 pass fr Flowers (Nadelman kick), 12:40
 MD - Kenneth Goins 1 pass fr Rowe (Craddock kick), 8:44
 MD - Taivon Jacobs 70 pass fr Rowe (Craddock kick), 0:00
Second Quarter
 USF - FG Emilio Nadelman 34, 0:59
 MD - Brandon Ross 4 run (Craddock kick), 0:10
Third Quarter
 MD - Avery Edwards 12 pass fr Rowe (Craddock kick), 13:15
 USF - Quinton Flowers 7 run (Nadelman kick), 0:48
Fourth Quarter
 MD - Avery Edwards 22 pass fr Rowe (Craddock kick), 10:06

TEAM STATISTICS	USF	MD
First Downs	18	18
Rushes-Yards	50-240	34-114
Comp-Att-Int	10-22-2	21-34-3
Passing Yards	60	297
Total Offense Plays-Yards	72-300	68-411
Fumble Returns-Yards	0-0	0-0
Punt Returns-Yards	0-0	2-22
Interception Returns-Yards	3-67	2-33
Punts-Average	5-47.4	4-34.5
Fumbles-Lost	3-0	3-0
Penalties-Yards	10-105	12-120
Third-Down Conversions	7-18	8-15
Fourth-Down Conversions	1-3	1-1
Red-Zone Scores-Chances	3-3	3-3
Sacks By-Yards Lost	0-0	6-27
Time of Possession	30:28	29:32

INDIVIDUAL STATISTICS

RUSHING - Maryland: Ross 18-68-1, Johnson 10-30-0, Rowe 5-13-0, Brown 1-3-0; USF: Flowers 24-85-1, Mack 12-71-0, Tice 6-42-0, Johnson 7-25-0, Bench 1-17-0.

PASSING - Maryland: Rowe 21-33-3-297-4; USF: Flowers 10-19-1-60-1, Bench 0-3-1-0-0.

RECEIVING - Maryland: L. Jacobs 8-107-0, Moore 3-47-0, Edwards 3-36-2, T. Jacobs 2-82-1, Etta-Tawo 1-9-0, Johnson 1-7-0, Cockerille 1-7-0, Goins 1-1-1, B. Ross 1-1-0; USF: Adams 4-8-1, Johnson 2-27-0, Bronson 1-17-0, Mack 1-7-0, Price 1-5-0, Barr 1-(-4)-0.

TACKLES - Maryland: J. Carter 6-5-11, Ashiry 6-3-9, S. Davis 5-4-9, Braglio 3-4-7, Ngakoue 5-1-6, HENDY 3-3-6, Nixon 2-3-5, Likely 4-0-4, Brooks 0-4-4, Thompson 2-0-2, Aniebonam 1-0-1, Hill 1-0-1, Burkett 1-0-1, Ukandu 1-0-1, A. Carter 1-0-1, Brown 1-0-1, J. Ross 1-0-1, Shaw 0-1-1, Jefferson 0-1-1, Opara 0-1-1; USF: Senat 7-2-9, Byrd 5-4-9, Sanchez 5-1-6, Fullwood 4-2-6, Abraham 5-0-5, Wilkins 2-3-5, Whitehurst 1-3-4, Hill 3-0-3, Harris 2-1-3, Nichols 1-2-3, Awoleke 2-0-2, Godwin 1-1-2, Holman 1-0-1, Gudmundsson 1-0-1, Nadelman 1-0-1, Thomas 1-0-1, Adams 1-0-1, Hamilton 1-0-1, Bullock 1-0-1, Love 0-1-1.



Wide receiver **Levern Jacobs** caught eight passes for 107 yards - his third career 100-yard performance.

GAME 4 RECAP: WEST VIRGINIA

ROSS RUNS WELL IN LOSS TO WVU

MORGANTOWN, W. Va. - Senior Brandon Ross ran for 130 yards on 15 carries, but the Maryland football team fell, 45-6, to West Virginia Saturday afternoon.

The Terrapins (2-2) drove into West Virginia (2-0) territory multiple times, but were unable to capitalize. The Mountaineers jumped out to an early lead to clinch the victory.

Ross ran 55 yards to the West Virginia 1 late in the second quarter. Ross was ruled down before he fumbled out of the end zone, but the call was overturned and West Virginia took possession on the resulting touchback.

Caleb Rowe started the game, but was replaced late in the third quarter by Daxx Garman who got Maryland on the board with a 46-yard scoring toss to Jarvis Davenport.

Ross ran for 129 yards in the first half on 12 carries (10.8 yards/rush). It was the most rushing yards in the first half for a Maryland player since Josh Allen ran for 154 yards on Nov. 11, 2013.

Maryland returns to action next Saturday against Michigan. Kickoff from Capital One Field at Byrd Stadium is scheduled for 8 p.m., and the game can be seen live on BTN.

GAME STATS

MARYLAND						6
WEST VIRGINIA						45
Sep. 26, 2015 at Milan Puskar Stadium (61,174)						
SCORING	1	2	3	4	-	F
MARYLAND	0	0	0	6	-	6
WEST VIRGINIA	21	17	0	7	-	45

SCORING SUMMARY

First Quarter
 WV - Wellman 7yd pass fr Howard (Lambert kick), 9:42
 WV - Smallwood 4yd run (Lambert kick), 7:35
 WV - Gibson 15yd pass fr Howard (Lambert kick), 4:41
Second Quarter
 WV - Gibson 41yd pass fr Howard (Lambert kick), 10:36
 WV - Shell 2yd run (Lambert kick), 5:37
 WV - Lambert 48 yd FG, 0:00
Third Quarter
 None
Fourth Quarter
 WV - Daikiel 1yd pass fr Howard (Lambert kick), 12:48
 MD - Davenport 46yd pass fr Garman (Craddock kick), 11:45

TEAM STATISTICS

	MD	WV
First Downs	14	37
Rushes-Yards	29-173	59-304
Comp-Att-Int	14-36-5	23-37-1
Passing Yards	153	297
Total Offense Plays-Yards	65-326	96-601
Fumble Returns-Yards	0-0	0-0
Punt Returns-Yards	0-0	2-19
Interception Returns-Yards	1-16	5-19
Punts-Average	7-39.0	4-45.2
Fumbles-Lost	1-1	2-1
Penalties-Yards	10-100	10-124
Third-Down Conversions	4-14	9-16
Fourth-Down Conversions	0-2	1-1
Red-Zone Scores-Chances	0-1	5-6
Sacks By-Yards Lost	3-28	3-20
Time of Possession	23:26	36:34

INDIVIDUAL STATISTICS

RUSHING - Maryland: Ross 15-130-0, Johnson 4-20-0, Brown 3-13-0, Rowe 2-8-0, Garman 5-2-0; WVU: Smallwood 22-147-1, Shell 15-77-1, Crest 3-28-0, Thomas 3-17-0, Howard 12-32-0, O'Toole 1-13-0, Marcellus 3-9-0.

PASSING - Maryland: Rowe 10-27-4-67-0, Garman 4-9-1-86-1; WVU: Howard 21-33-1-294-4, Crest 2-4-0-3-0.

RECEIVING - Maryland: Edwards 3-33-0, Brown 3-26-0, T. Jacobs 2-19-0, Etta-Tawo 2-18-0, L. Jacobs 2-5-0, Davenport 1-46-0, Hayward 1-6-0; WVU: Gibson 6-118-2, Thompson 3-42-0, Shorts 3-33-1, Shell 2-33-0, Smallwood 2-23-0, Mathis 2-20-0, Durante 2-18-0, Wellman 1-7-1, Myers 1-7-0, Underwood 1-(-)0-0.

TACKLES - Maryland: J. Carter 10-4-14, Brooks 9-1-10, Hendy 7-3-10, Nixon 5-3-8, Likely 6-1-7, S. Davis 6-1-7, Ashiru 5-1-6, Ukandu, 3-0-3, Shaw 3-0-3, Ngakoue 2-1-3, Thompson 1-2-3, Tanyi 2-0-2, Jefferson 2-0-2, J. Ross, 2-0-2, Kulka 1-1-2, Braglio 1-1-2, Burke 1-0-1, Aniebonam 0-1-1; WVU: Barber 4-1-5, Kwiatkoski 4-0-4, Joseph 2-2-4, Nwachukwu 3-0-3, Worley 3-0-3, Petteway 2-1-3, Benton 2-1-3, Kinsey 2-1-3, Kinsey 2-1-3, Walters 2-0-2, Brown 2-0-2, Chestnut 2-0-2, Jefferson 1-1-2, Rumph 1-1-2...



Running back **Brandon Ross** ran for 129 yards in the first half en route to his seventh career 100-yard game.